



Special selection **CONSTRUCTION**
LEMAN

2023



LEMAN[®]

2023



Special selection **CONSTRUCTION**
LEMAN



DIAMOND TOOLS

PAGE 4



CUTTING DISCS

PAGE 8



HOLE SAWS

PAGE 10



DRILLING

PAGE 15



FLAP DISCS AND GRINDING WHEELS

PAGE 18



ABRASIVES

PAGE 19



ACCESSORIES

PAGE 26



MACHINES

PAGE 27

CHECK OUT OUR **WEBSITE!**

www.leman-sa.com



- Find technical information on our **8000** references and our **18** product ranges.
- **Handling tips and recommendations** provided by our experts
- Updated **catalogs**...and many other services.

FOLLOW US on **SOCIAL MEDIA**

TO DISCOVER THE INCREDIBLE CREATIONS OF OUR EXPERT CRAFTSMEN PARTNERS
and take advantage of **EXCLUSIVE BENEFITS!**



DIAMOND TOOLS

EXPERT

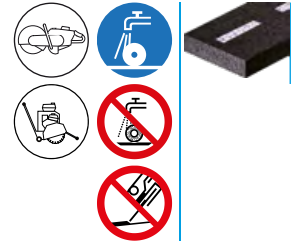


EN13236



DIA.00120
DIAMOND DISC SEGMENTS ASPHALT
HIGH EFFICIENCY AND DURABILITY

- Laser welded segments diamond disc.
- Slanting segments to protect the body from wear.
- Fast and precise cut.
- High concentration of diamond grains.



ASPHALT, ABRASIVE MATERIALS, FRESH CONCRETE

							REF		
300	20	3,0	18	37	15	6400	120301	1	3661589003652
300	25,4/22,23	3,0	18	37	15	6400	120305	1	3661589003676
350	20	3,2	21	37	15	5500	120351	1	3661589003683
350	25,4	3,2	21	37	15	5500	120355	1	3661589003690
400	25,4	3,4	24	38	15	4800	120405	1	3661589003706
450	25,4	3,6	28	37	15	4250	120455	1	3661589003713

EXPERT



EN13236



DIA.00410
TURBO DIAMOND BLADE SEGMENTS ASPHALT
PERFORMANCE AND VERSATILITY

- Turbo laser welded alternated monobloc segments diamond disc.
- Perforated body, protective segments.
- High cutting speed and durability.
- Efficient in many materials.



ASPHALT, ABRASIVE MATERIALS, REINFORCED CONCRETE, NATURAL STONE, GRANITE, STEEL

							REF		
230	22,23	2,6	16	38	12	6650	410230	1	3661589004550
300	20	3	20	39	12	6400	410301	1	3661589003935
300	25,4/22,23	3	20	39	12	6400	410305	1	3661589003959
350	20	3,2	24	38	12	5500	410351	1	3661589003966
350	25,4	3,2	24	38	12	5500	410355	1	3661589003973
400	25,4	3,5	28	38	12	4800	410405	1	3661589003997
450	25,4	4	32	38	12	4250	410455	1	3661589004000

EXPERT 



 **EN13236**












DIA.00740

**DIAMOND BLADE SEGMENTS REINFORCED CONCRETE, STEEL
RAPIDITY AND REGULARITY**

- Turbo laser welded segments diamond disc.
- Body with special ventilation holes for better cooling.
- Profiled segments to reduce friction.
- Very high cutting speed and durability.
- High concentration of diamond grains.



REINFORCED CONCRETE, CONCRETE, CONCRETE BLOCK, SOLID BRICK, NATURAL STONE, GRANITE

							REF		
230	22,23	2,6	15	40	13	6650	740230	1	3661589076427
300	20	3,0	20	40	13	6400	740301	1	3661589076434
300	25,4/22,23	3,0	20	40	13	6400	740305	1	3661589076441
350	20	3,2	24	40	13	5500	740351	1	3661589076458
350	25,4	3,2	24	40	13	5500	740355	1	3661589076465
400	25,4	3,5	28	40	13	4800	740405	1	3661589076472
450	25,4	3,5	30	40	13	4250	740455	1	3661589076489

EXPERT 



 **EN13236**



DIA.01500

DIAMOND CUP BRAZED SEGMENTS CONCRETE

LIGHTWEIGHT AND FAST

- Comma-shape brazed segments diamond cup.
- Lightness and comfort of use.
- Ultra-fast and regular surfacing.
- Optimal ventilation and expelling of dust.



CONCRETE, GRANITE, NATURAL STONE

							REF		
125	22,23	7,5	8	18/30	6.5	12250	1500125	1	3661589005090
180	22,23	7,5	12	17/34	6.5	8500	1500178	1	3661589005113

DIAMOND TOOLS

EXPERT



oSA[®] **EN13236**



DIA.01100
DOUBLE ROWS DIAMOND CUP BRAZED SEGMENTS CONCRETE


HIGH EFFICIENCY AND DURABILITY

- Double rows diamond cup.
- Great durability and endurance.
- Fast and steady work.
- Dust expelling holes.



CONCRETE, GRANITE, NATURAL STONE

							REF		
125	22,23	7,0	10	30/24	5	12250	1100125	1	3661589005069
180	22,23	7,0	12	35/28	5	8500	1100178	1	3661589005076



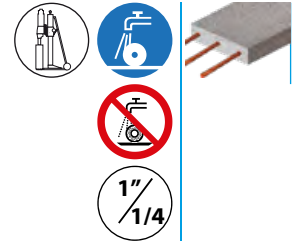
EXPERT



DIA.05200

DIAMOND CORE DRILL REINFORCED CONCRETE INTENSIVE USE

- Corona con segmentos turbo, soldados con láser.
- Conexión 1" 1/4 hembra.
- Excelente perforación y vida útil.



CONCRETE, REINFORCED CONCRETE							
					REF		
32	3,5	3	16	10	5200032	1	3661589039583
42	3,5	4	20	10	5200042	1	3661589039590
52	3,5	5	24	10	5200052	1	3661589005403
56	3,5	5	24	10	5200056	1	3661589005410
62	3,5	6	24	10	5200062	1	3661589048844
66	3,5	6	24	10	5200066	1	3661589046628
68	3,5	6	24	10	5200068	1	3661589005434
70	3,5	6	24	10	5200072	1	3661589048851
82	3,5	8	24	10	5200082	1	3661589005458
92	3,5	8	24	10	5200092	1	3661589031099
102	4,0	9	24	10	5200102	1	3661589005472
108	4,0	9	24	10	5200108	1	3661589031105
112	4,0	10	24	10	5200112	1	3661589005496
122	4,0	11	24	10	5200122	1	3661589005502
127	4,0	11	24	10	5200127	1	3661589031112
132	4,0	11	24	10	5200132	1	3661589005519
152	4,0	12	24	10	5200152	1	3661589005526
162	4,0	13	24	10	5200162	1	3661589005540
167	4,0	13	24	10	5200167	1	3661589031129
182	4,8	14	24	10	5200182	1	3661589031136
202	4,8	15	24	10	5200200	1	3661589005571
250	4,8	18	24	10	5200250	1	3661589005595

DISCOS DE CORTE

EXPERT



A

oSA® EN12413

DAT.01701 STAINLESS STEEL FINE CUTTING

- Ideal for thin profiles and discs.
- Maximum service life.
- Clean and easy cut.
- High cutting speed.



STEEL, STAINLESS STEEL

Ø	Thickness	Width	Length	Inner Dia	Moyeu F27 / F41 / F42	REF	Weight	Barcode
125	22,23	1,6	12250	80	F41	1701121	25	3661589002228
230	22,23	2,0	6650	80	F41	1701232	25	3661589002242

EXPERT



A

oSA® EN12413

DAT.01104 RAIL CUTTING

- Specific to railway tracks.
- Very fast cut and durability.
- High performance.
- High lateral stiffness.
- Use only on railway track cut-off saw with locking device.



STEEL

Ø	Thickness	Width	Length	Inner Dia	Moyeu F27 / F41 / F42	REF	Weight	Barcode
300	20	3,5	5100	80	F41	1104301	10	3661589001658
350	25,4	4,0	5500	100	F41	1104355	10	3661589001689

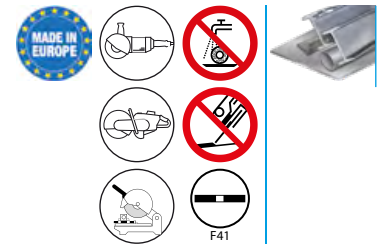


A

oS[®] **EN12413**

DAT.00160 METAL CUTTING

- Cutting solid, profiled and tubular materials.
- Maximum service life.
- Easy, effortless cut.
- Increased lateral stiffness.
- 1603355 Can be used on chop saw < 3KW.



STEEL									
Ø	•	⊕	⊖	⊙	Moyeu F27 / F41 / F42	REF	⊗	⊚	
300	20	3,8	5100	80	F41	1604301	10	3661589002105	
300	25,4	3,8	5100	80	F41	1604305	10	3661589002129	
350	25,4	3,0	4400	80	F41	1603355	10	3661589002150	
350	25,4	4,0	5500	100	F41	1604355	10	3661589002136	



HOLE SAWS


EXPERT



HM

TRE.00074
SDS MAX CONCRETE 1/8 CONE CARBIDE HOLE SAW

- For a powerful 900 W to 1500 W drill.
- Striking power up to 20 Joules.
- Strong and high-performing.
- High resistance to wear.
- Deep flute that reduces friction.



CONCRETE, SOLID BRICK, CONCRETE BLOCK, NATURAL STONE

			REF		
40	75	6	74.040	1	3661589115645
50	75	7	74.050	1	3661589115782
68	75	8	74.068	1	3661589083241
80	75	9	74.080	1	3661589083258
90	75	10	74.090	1	3661589115775
100	75	11	74.100	1	3661589083265
110	75	11	74.110	1	3661589115768
125	75	12	74.125	1	3661589083272
150	75	14	74.150	1	3661589115751

EXPERT



TRE.00742
SDS MAX 1/8 CONE HOLE SAW HOLDER



	REF		
220	74220	1	3661589083487
420	74420	1	3661589083494

EXPERT

TRE.00740
CENTRING DRILL BIT FOR 1/8 CONE HOLE SAW



		REF		
11	130	74000	1	3661589083470

EXPERT

TRE.00745
EXTRACTION KIT FOR 1/8 CONE HOLE SAW



REF		
74500	1	3661589083500

EXPERT

TRE.0074M
SDS MAX ONE-PIECE HOLE SAW

- Heavy carbide bit, integral with bit holder and centre drill.
- For power drills from 900 W to 1500 W.
- Impact energy up to 20 joules. High wear resistance.
- Deep groove reduces friction.
- Number of cuts increases with diameter, with specific geometry.



HM

REINFORCED CONCRETE, CONCRETE, SOLID BRICK, NATURAL STONE					
			REF		
100	450	11	74M.100	1	3661589118677
125	450	12	74M.125	1	3661589118684

EXPERT



TRE.00744
SDS MAX MODULAR ADAPTER

- Adapter on SDS MAX drill for modular drilling system.
- Threaded connection system.



	REF		
250	74250	1	3661589118707
450	74450	1	3661589115737

EXPERT



TRE.00748
MODULAR THREADED EXTENSION

- Extension for modular drilling system.
- Cumulative for drillings of one metre or more in depth.
- Threaded screw connection system supplied.



		REF		
25	280	74280	1	3661589118691

EXPERT



TRE.00749
1/8 CONE HOLE SAW COUPLER

- Coupling for modular drilling system with 1/8 cone attachment.
- Threaded connection system.



		REF		
26	90	74090	1	3661589115744


EXPERT



HM

TRE.00073
SDS MAX CONCRETE 1/8 CONE CARBIDE HOLE SAW

- For a powerful 900 W to 1500 W drill.
- Striking power up to 20 Joules.
- Strong and high-performing.
- High resistance to wear.
- Deep flute that reduces friction.



HORMIGÓN, LADRILLO MACIZO, BLOQUE, PIEDRA NATURAL

		REF		
40	50	73.040	1	3661589083180
50	50	73.050	1	3661589083203
68	50	73.068	1	3661589083210
80	50	73.080	1	3661589083227
100	50	73.100	1	3661589083234


EXPERT



HM

TRE.00072
SDS+ CONCRETE CARBIDE HOLE SAW KIT

- Multifunctional carbide bit for SDS+ drills with a maximum power of 750 W.
- Taper connection for optimum power transmission.
- Carbide core drill Ø 8 mm integral.
- High wear resistance.

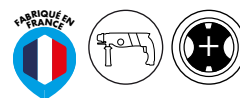





CONCRETE, NATURAL STONE, SOLID BRICK, HOLLOW OR POROUS BRICKS, AERATED CONCRETE

			REF		
68	40	8	7268.KIT	1	3661589118660

EXPERT

TRE.00731
SDS+ M16 HOLE SAW HOLDER







	REF		
100	73100	1	3661589083296
220	73220	1	3661589083302

EXPERT



TRE.00730
CENTRING DRILL BIT FOR M16 HOLE SAW



		REF		
8	100	73000	1	3661589083289

EXPERT



HM

PER.06945
SDS MAX DRILL BIT MULTI-CUTTING CONCRETE

- Solid carbide inserts implanted asymmetrically.
- Specific position of the cuts to break up the machined material at high operating speed.
- Two flanges and two large propellers for greater efficiency.
- Deburring with regular back and forth movements in order to bring up the debris and not block the tool.



CONCRETE, NATURAL STONE, SOLID BRICK, HOLLOW OR POROUS BRICKS

			REF		
45	480	590	694.590.45	1	3661589115713
50	480	590	694.590.50	1	3661589118714
55	480	590	694.590.55	1	3661589115706
65	480	590	694.590.65	1	3661589115690
68	480	590	694.590.68	1	3661589115683
80	480	590	694.590.80	1	3661589115676

EXPERT



HM

PER.00694
MULTI-CUTTING CONCRETE DRILL HEAD

- Drill head for modular system. Threaded screw connection system supplied.
- Solid carbide inserts implanted asymmetrically.
- Specific position of the cuts to break up the machined material at high operating speed.
- Two flanges and two large propellers for greater efficiency.
- Deburring with regular back and forth movements in order to bring up the debris and not block the tool.



CONCRETE, NATURAL STONE, SOLID BRICK, HOLLOW OR POROUS BRICKS

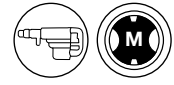
		REF		
55	6	694.55	1	3661589115720
68	6	694.68	1	3661589115669
80	10	694.80	1	3661589115652

EXPERT



PER.00629.P
SDS MAX POINTED CHISEL FOR CONCRETE

- All demolition works.
- High-strength treated steel.
- Pyramidal tip for better penetration.



CONCRETE, NATURAL STONE, SOLID BRICK, CONCRETE BLOCK

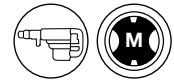
		REF		
18	400	629.400.18	1	3661589067326
18	600	629.600.18	1	3661589067357

EXPERT



PER.00629.B
SDS MAX FLAT CHISEL FOR CONCRETE

- All demolition works, removal of significant amounts of material.
- High-strength treated steel.



CONCRETE, NATURAL STONE, SOLID BRICK, CONCRETE BLOCK

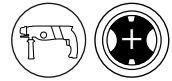
		REF		
280	25	629.280.25	1	3661589067302
400	25	629.400.25	1	3661589067333
600	25	629.600.25	1	3661589067364
400	50	629.400.50	1	3661589067340
300	75	629.300.75	1	3661589067319

CLASSIC







PER.00608.P
SDS+ POINTED CHISEL

- All demolition materials.
- Pyramidal tip for better penetration.



H CONCRETE, NATURAL STONE, SOLID BRICK, CONCRETE BLOCK

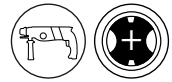
		REF		
14	250	608.250.14	1	3661589009456

CLASSIC







PER.00608.B
SDS+ FLAT CHISEL

- All demolition materials.
- High-strength treated steel.



CONCRETE, NATURAL STONE, SOLID BRICK, CONCRETE BLOCK

		REF		
250	20	608.250.20	1	3661589009463
200	40	608.200.40	1	3661589009449

FLAP DISCS AND GRINDING WHEELS

CLASSIC




CARBURE
SILICIUM

EN13743

DLM.00112
SEMI-RIGID DISC

- Silicon carbide, resin.
- Medium: tear-proof vulcanised fibre.
- To be used with a rubber grinding disc ABR.PLA.M14



STONE, CONCRETE, RESIN, GRANITE, MARBLE, CEMENT, PLASTER

				Moyeu Plat / Bombé	REF		
115	22,23	13300	16	P	11216	10	3510780112161
115	22,23	13300	24	P	11224	10	3510780112246
115	22,23	13300	36	P	11236	10	3510780112369
115	22,23	13300	60	P	11260	10	3510780112604
115	22,23	13300	80	P	11280	10	3510780112802
115	22,23	13300	120	P	11212	10	3510780112123
125	22,23	12250	16	P	12216	10	3510780122160
125	22,23	12250	24	P	12224	10	3510780122245
125	22,23	12250	36	P	12236	10	3510780122368
125	22,23	12250	60	P	12260	10	3510780122603
125	22,23	12250	80	P	12280	10	3510780122801
125	22,23	12250	120	P	12212	10	3510780122122

EXPERT



CARBURE
SILICIUM

EN12413

DLM.00502
BAKELITE CYLINDRICAL GRINDING WHEEL

- 4 x M10 nuts.
- Dry sanding on stone and concrete.
- Silicon carbide.



STONE, CONCRETE, GRANITE, MARBLE

				REF			
250	160	50	3850	16	5025050	1	3661589007582
270/250	170	50	3500	16	5027050	1	3661589007599
300	200	50	3200	16	5030050	1	3661589007605

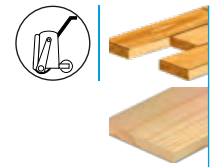
EXPERT



A

ABR.B200.CB
LARGE CLOTH SANDING BELT

- Aluminium oxide.
- X cloth backing with lap joint.
- Resin binder.



PARQUET, WOOD, PAINT, VARNISH					
			REF		
482	200	24	200.480.024	10	3510788248244
482	200	36	200.480.036	10	3510782048369
482	200	24	200.480.040	10	3510782482408
482	200	60	200.480.060	10	3510782482606
482	200	80	200.480.080	10	3510782482804
482	200	100	200.480.100	10	3510782482101
482	200	120	200.480.120	10	3510782482125
551	200	24	200.550.024	10	3510782550244
551	200	36	200.550.036	10	3510782550367
551	200	40	200.550.040	10	3510782550404
551	200	60	200.550.060	10	3510782550602
551	200	80	200.550.080	10	3510782550800
551	200	100	200.550.100	10	3510782550107
551	200	120	200.550.120	10	3510782550121
750	200	24	200.750.024	10	3510782750248
750	200	36	200.750.036	10	3510782750361
750	200	40	200.750.040	10	3510782750408
750	200	60	200.750.060	10	3510782750606
750	200	80	200.750.080	10	3510782750804
750	200	100	200.750.100	10	3510782750101
750	200	120	200.750.120	10	3510782750125

EXPERT



CARBURE SILICIUM

ABR.RL203.SI
LARGE CLOTH SANDING BELT

- Carboneto de silicio.
- Papel peso E.
- Ligante doble resina.



PARQUET, STONE, MARBLE, CONCRETE

			REF		
50 m	203	24	4320324	1	3661589014801
50 m	203	36	4320336	1	3661589014818
50 m	203	40	4320340	1	3661589014825
50 m	203	50	4320350	1	3661589014832
50 m	203	80	4320380	1	3661589014856
50 m	203	100	4320310	1	3661589014771
50 m	203	120	4320312	1	3661589014788

EXPERT



CARBURE SILICIUM

ABR.P203.SI
PRE-CUT PAPER PAD


- Silicon carbide.
- Weight E paper.
- Resin double-sided binder..



PARQUET, STONE, MARBLE, CONCRETE

			REF		
476	203	24	4647624	25	3661589014979
476	203	36	4647636	25	3661589014986
476	203	40	4647640	25	3661589014993
476	203	60	4647660	25	3661589015006
476	203	80	4647680	25	3661589015013
476	203	100	4647610	25	3661589014955
476	203	120	4647612	25	3661589014962

EXPERT



CARBURE
SILICIUM

ABR.D150.180.SI
SPECIAL PAPER DISC FOR FLOORING

- Silicon carbide.
- Weight E paper.
- Resin double-sided binder.



PARQUET, STONE, MARBLE

			REF		
150	12	36	4815036	25	3661589015211
150	12	40	4815040	25	3661589015228
150	12	50	4815050	25	3661589015235
150	12	60	4815060	25	3661589015242
150	12	80	4815080	25	3661589015259
150	12	100	4815010	25	3661589015181
150	12	120	4815012	25	3661589015198
180	12	36	4818036	25	3661589015365
180	12	40	4818040	25	3661589015372
180	12	60	4818060	25	3661589015389
180	12	80	4818080	25	3661589015396
180	12	100	4818010	25	3661589015334
180	12	120	4818012	25	3661589015341
180	22	36	4818236	25	3661589015433
180	22	40	4818240	25	3661589015440
180	22	60	4818260	25	3661589015457
180	22	80	4818280	25	3661589015464
180	22	100	4818210	25	3661589015402
180	22	120	4818212	25	3661589015419

EXPERT



CARBURE
SILICIUM

ABR.D406.SI
SPECIAL MESH DISC FOR FLOORING

- Silicon carbide.
- Anti-fouling abrasive mesh.
- Resin binder.
- Mounted on Velcro driving disc with foam.



PARQUET, STONE, MARBLE

		REF		
406	60	4740661	10	3661589015082
406	80	4740681	10	3661589015099
406	100	4740691	10	3661589015105
406	120	4740611	10	3661589015075

EXPERT



ABR.PLA.PAD
DISC BACKING



	REF		
406	5240600	10	3661589042040

EXPERT



CARBURE
SILICIUM

ABR.D406.432.SI
DOUBLE-SIDED PAPER DISC

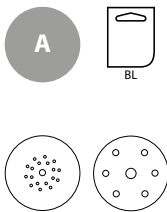
- Silicon carbide.
- Weight E paper.
- Resin double-sided binder.



PARQUET, STONE, MARBLE

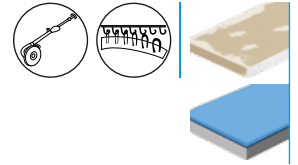
			REF		
406	25	16	4940016	10	3661589015488
406	25	24	4940024	10	3661589015495
406	25	36	4940036	10	3661589015501
406	25	40	4940040	10	3661589015518
406	25	60	4940060	10	3661589015525
406	25	80	4940080	10	3661589015532
406	25	120	4940012	10	3661589015471
432	30	16	4943216	10	3661589015556
432	30	24	4943224	10	3661589015563
432	30	36	4943236	10	3661589015570
432	30	40	4943240	10	3661589015587
432	30	60	4943260	10	3661589015594

CLASSIC



ABR.D225.CJ VELCRO DISC FOR WALL AND CEILING FINISHING


- Aluminium oxide.
- Weight D paper.
- Resin double-sided binder.



PLASTER, PAINT, VARNISH, SEALANT

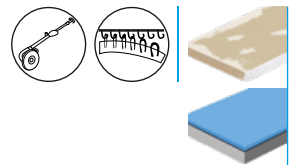
		Information Abrasif	REF		
225	40	6+1	4423740	25	3661589031655
225	60	6+1	4423760	25	3661589031662
225	80	6+1	4423780	25	3661589031679
225	100	6+1	4423710	25	3661589031686
225	120	6+1	4423712	25	3661589031693
225	150	6+1	4423715	25	3661589031709
225	220	6+1	4423722	25	3661589031716
225	40	18+1	4423040	25	3661589014887
225	60	18+1	4423060	25	3661589014894
225	80	18+1	4423080	25	3661589014900
225	100	18+1	4423010	25	3661589014863
225	120	18+1	4423012	25	3661589014870
225	150	18+1	4423015	25	3661589031631
225	220	18+1	4423022	25	3661589031648

CLASSIC




ABR.D225.TR DISCO VELCRO ARMAZÓN PARED Y TECHOS

- Silicon carbide.
- Anti-fouling mesh.
- Resin double-sided binder.

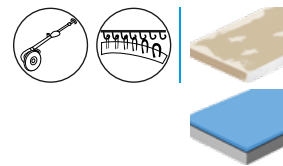


PLASTER, PAINT, VARNISH, SEALANT

		REF		
225	60	4522560	25	3661589014931
225	80	4522580	25	3661589014948
225	100	4522510	25	3661589014917
225	120	4522512	25	3661589014924
225	150	4522515	25	3661589027467

CLASSIC

ABR.TR290.CJ
VELCRO TRIANGLE FOR WALLS AND CEILINGS

- Aluminium oxide.
- D-weight paper.
- Bonded with resin over resin.


PLASTER, PAINT, VARNISH, SEALANT

		Information Abrasif	REF		
290 x 290	40	12P	290.290.12.040	25	3661589036360
290 x 290	60	12P	290.290.12.060	25	3661589036377
290 x 290	80	12P	290.290.12.080	25	3661589036384
290 x 290	120	12P	290.290.12.120	25	3661589036391
290 x 290	150	12P	290.290.12.150	25	3661589036407
290 x 290	220	12P	290.290.12.220	25	3661589036414

EXPERT

ABR.D406.508.PAD
CLEANING PAD DISCS

- Non-woven polyester synthetic fibre pads.
- B – Black for stripping.
- G – Green for scouring.
- W – White for polishing.
- R – Red for buffing.


TILING, MARBLE, PARQUET

	Information Abrasif	REF		
406	B	5240601	5	3661589015938
406	G	5240602	5	3661589015945
406	W	5240603	5	3661589015952
406	R	5240605	5	3661589015976
432	B	5243001	5	3661589016034
432	G	5243002	5	3661589016041
432	W	5243003	5	3661589016058

EXPERT







ACC.56009

SET OF 4 MIXED BLADES

- Smoothing of fresh concrete floors.
- For blade trowel ø 900.



			REF		
FLOATING NUT	335	200	5600900	1	3661589016355
3 FIXED NUTS - CENTRE - TO - CENTRE DISTANCE	355	205	5600901	1	3661589025029

CLASSIC








ACC.900

ADHESIVE MIXER

- For paste products: paints, plasters, glues.



				REF		
6 PANS	100	150	600	900.002	1	3661589012562
SDS+	100	150	400	900.006	1	3661589061546

POG225 (MONOPHASE)

LONG-REACH DRYWALL SANDER • 225 MM



- Brush pad design to absorb dust freely, detachable segment for sanding in corners.
- Powerful motor with soft start function.
- Hook and loop backed sandpaper discs and sponge pad for quick change.
- 4 m suction hose with bayonet swivel connection and adaptor Ø 58 / 35 mm to connect a vacuum cleaner.
- Hose and cable protection device.



Pivoting sanding head



Half-moon removable segment for corners

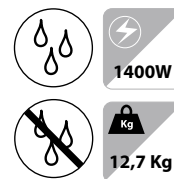


Hook & loop sponge backing pad

WARRANTY	2
Motor power (230 V - 50 Hz)	550 W
Arm length	1540 mm
Rotation speed	650 - 1600 Tr/min
Load rotation speed	280 - 950 Tr/min
Sanding disc diameter	ø 225 mm
Suction outlet	ø 35 mm
Disc attachment	Velcro
Sound pressure	91 dB (A)
Sound power	102 dB (A)
Hand-arm vibration	3,2 m/s ²
Protection class	II
Net weight	4,7 Kg
Spare parts reference	225 (+ N°/ despiece)
Packing	1530 x 278 x 305 mm
Gencod	3661589025166
Gross weight	9,8 Kg

ASP255 (MONOPHASE)

**SYNCHRONISED “POLYPROPYLENE”
VACUUM CLEANER • 25 L**



- Large filter surface of 8600 cm², automatic pulse filter cleaning.
- High performance motor which brings out big volumetric flow and great permanent suction power.
- Filter indicator light.
- Extremely robust and impact-resistant plastic tank.
- Double flow motor for optimal cooling. Two separate air circuits for cooling and suction.
- Water level detectors and switch off by probes.



Two class M polyester filter cassettes



Electromagnetic shaking-off filter cleaning function



Synchronization with portable machine

WARRANTY	1400 W
Motor power (230 V - 50 Hz)	73 l / sec
Air flow	270 mbar
Negative pressure	25 L
Useful capacity	8 m
Cable length	Polypropylene
Tank material	400 x 400 x 560 mm
Dimensions	12,7 Kg
Net weight	400 (+ N°/ exploded view)
Spare parts reference	69.5dB
Noise level	ø 35 mm inside
Diameter of accessories	3661589025326
Gencod	587 x 402 x 574 mm
Packing	15,5 kg
Gross weight	

ASP701 (MONOPHASE)

“STAINLESS STEEL” WET & DRY INDUSTRIAL VACUUM CLEANER • 70 LITRES



- Powerful twin motor for continuous work.
- Stainless steel tank, light and rustproof, with drainage hose.
- Safety float allowing the engine to stop when the tank reaches its maximum capacity.
- 4700cm² non-woven cloth filter with basket.
- Transportation cart with turnover tank.



Permanent filter in polyester



Two motors mounted in parallel with bypass cooling



Stainless steel tilting tank

WARRANTY	2
Motor power (230 V - 50 Hz)	2000 W - (2 x 1000 W)
Air flow	106 l/sec / 382 m ³ /h
Negative pressure	20 kPa
Total capacity	70 L
Usefull capacity for liquids	±35 L
Cable length	7,2 m
Tank material	Stainless steel
Dimensions	600 x 500 x 1030 mm
Net weight	27,7 Kg
Spare parts reference	500 (+ N°/ exploded view)
Noise level	80 dB
Diameter of accessories	ø 38 mm inside
Gencod	3661589051486
Packing	630 x 620 x 1080 mm
Gross weight	30 kg

ASP305 (MONOPHASE)

“STAINLESS STEEL” WET & DRY INDUSTRIAL VACUUM CLEANER • 30 L



- Stainless steel tank, light and rustproof.
- Safety float allowing the engine to stop when the tank reaches its maximum capacity.
- 1800 cm² non-woven cloth filter with basket.
- Transportation cart with comfortable handle.



Permanent filter in polyester



Bypass cooling motor



Stainless steel tank with a useful capacity of 30 litres. Stable and reinforced wheels

WARRANTY	2
Motor power (230 V - 50 Hz)	1200 W
Air flow	53 l/sec / 190 m ³ /h
Negative pressure	20 kPa
Total capacity	30 L
Useful capacity for liquids	±15 L
Cable length	7,2 m
Tank material	Stainless steel
Dimensions	430 x 470 x 810 mm
Net weight	15,8 Kg
Spare parts reference	500 (+ N°/ exploded view)
Noise level	75 dB
Diameter of accessories	ø 38 mm inside
Gencod	3661589051479
Packing	520 x 470 x 860 mm
Gross weight	16 Kg



LOTAR052 (THERMIQUE)
GASOLINE EARTH AUGER • 52 CM³


1700W


9,5 Kg

- Gasoline earth auger ideal for making small foundations, installing posts, stakes, fences, and for planting hedges and shrubs.
- Ergonomic handles with Soft Grip coating for greater comfort.

WARRANTY	2
Engine type	Two-stroke, air cooling
Displacement	52 cc
Engine power	1700 W – 2.3 CV
Engine rotation speed	9500 rpm
Safety clutch	X
Carburetor	Diaphragm
Starting system	Recoil starter
Fuel tank capacity	1,1 L
Fuel/Oil mixture ratio	25:1 to 40:1
Drill diameter	100 mm / 150 mm / 200 mm
Number of drills	3
Drill length	800 mm
Max. drill diameter.	300 mm
Drill attachment	Pin clips 8 x 50 mm
Drill rotation speed	280 rpm
Net weight	9,5 Kg
Spare parts reference	360000 (+ N°/ exploded view)
Gencod	3661589054524
Packing	1230 x 400 x 300 mm
Gross weight	22 Kg



LEMAN[®]



@leman-tools



Leman SAS



@lemanofficial



lemanvideo

