

## LAME DE SCIE À RUBAN BI-MÉTAL M42 À 8 COBALT PRÊTE À L'EMPLOI

- Haute longévité.
- Pas annoncé en tpi, dents par pouce.
- Ruban universel, angle d'attaque 0°.



### MÉTAL



ACIER, ALUMINIUM, ACIER  
INOXYDABLE



### CARACTERISTIQUES :

REF						EAN13
LEM215	1	13	1140	0,65	1140X13X0,65 6/10TPI	3661589084934
LEM216	1	13	1140	0,65	1140X13X0,65 8/12TPI	3661589084941
LEM217	1	13	1140	0,65	1140X13X0,65 10/14TPI	3661589084958
LEM214	1	13	1140	0,65	1140X13X0,65 14TPI	3661589084927
132.100812	1	13	1330	0.65	8/12 TPI	3661589114310
132.1001014	1	13	1330	0.65	10/14 TPI	3661589114303
132.100014	1	13	1330	0.65	14 TPI	3661589114297
132.101812	1	13	1425	0.65	8/12 TPI	3661589114341
132.1011014	1	13	1425	0.65	10/14 TPI	3661589114327
132.10114	1	13	1425	0.65	14 TPI	3661589114334
LEM219	1	13	1435	0,65	1435X13X0,65 6/10TPI	3661589103680
LEM220	1	13	1435	0,65	1435X13X0,65 8/12TPI	3661589103697

BOIS MASSIF

PANNEAUX  
DÉRIVÉS BOIS

MÉTAL

CARRELAGE

BÉTON  
MAÇONNERIE

PIERRE TUILE

MULTI  
MATÉRIAUX

PLÂTRE ET  
MATÉRIAUX  
TENDRES





ASPHALTE

ACCESSOIRES

<b>LEM221</b>	<b>1</b>	<b>13</b>	<b>1435</b>	<b>0,65</b>	<b>1435X13X0,65 10/14TPI</b>	<b>3661589103703</b>
---------------	----------	-----------	-------------	-------------	----------------------------------	----------------------

<b>BOIS MASSIF</b>	<b>PANNEAUX DÉRIVÉS BOIS</b>	<b>MÉTAL</b>	<b>CARRELAGE</b>	<b>BÉTON MAÇONNERIE</b>	<b>PIERRE TUILE</b>	<b>MULTI MATÉRIAUX</b>	<b>PLÂTRE ET MATÉRIAUX TENDRES</b>	<b>ASPHALTE</b>	<b>ACCESSOIRES</b>
--------------------	----------------------------------	--------------	------------------	-----------------------------	---------------------	----------------------------	--	-----------------	--------------------



REF						EAN13
LEM218	1	13	1435	0,65	1435X13X0,65 14TPI	3661589103673
132.102812	1	13	1440	0.65	8/12 TPI	3661589114389
132.102610	1	13	1440	0.65	6/10 TPI	3661589114372
132.1021014	1	13	1440	0.65	10/14 TPI	3661589114358
132.10214	1	13	1440	0.65	14 TPI	3661589114365
132.103812	1	13	1470	0.65	8/12 TPI	3661589114419
132.1031014	1	13	1470	0.65	10/14 TPI	3661589114396
132.103610	1	13	1470	0.65	6/10 TPI	3661589114402
132.104812	1	13	1640	0.65	8/12 TPI	3661589114457
132.1041014	1	13	1640	0.65	10/14 TPI	3661589114426
132.104610	1	13	1640	0.65	6/10 TPI	3661589114440
132.10414	1	13	1640	0.65	14 TPI	3661589114433
132.105610	1	20	1735	0.9	6/10 TPI	3661589114488
132.105812	1	20	1735	0.9	8/12 TPI	3661589114495
132.10546	1	20	1735	0.9	4/6 TPI	3661589114471
132.1051014	1	20	1735	0.9	10/14 TPI	3661589114464
LEM203	1	13	1735	0,65	1735X13X0,65 6/10TPI	3661589064462
LEM204	1	13	1735	0,65	1735X13X0,65 8/12TPI	3661589064479
LEM205	1	13	1735	0,65	1735X13X0,65 10/14TPI	3661589064486
LEM201	1	13	1735	0,65	1735X13X0,65 14TPI	3661589064455
132.10614	1	13	1790	0.65	14 TPI	3661589114518
132.106812	1	13	1790	0.65	8/12 TPI	3661589114525
132.1061014	1	13	1790	0.65	10/14 TPI	3661589114501
132.2001014	1	20	2035	0.9	10/14 TPI	3661589114532
132.200812	1	20	2035	0.9	8/12 TPI	3661589114556
132.200610	1	20	2035	0.9	6/10 TPI	3661589114549

BOIS MASSIF

PANNEAUX  
DÉRIVÉS BOIS

MÉTAL

CARRELAGE

BÉTON  
MAÇONNERIE

PIERRE TUILE

MULTI  
MATÉRIAUX

PLÂTRE ET  
MATÉRIAUX  
TENDRES

ASPHALTE

ACCESSOIRES

132.201812	1	20	2080	0.9	8/12 TPI	3661589114570
132.201610	1	20	2080	0.9	6/10 TPI	3661589114563
LEM206	1	20	2105	0,9	2105X20X0,9 5/8TPI	3661589064493
LEM207	1	20	2105	0,9	2105X20X0,9 6/10TPI	3661589064509
LEM208	1	20	2105	0,9	2105X20X0,9 8/12TPI	3661589064516
LEM209	1	20	2105	0,9	2105X20X0,9 10/14TPI	3661589064523

BOIS MASSIF

PANNEAUX  
DÉRIVÉS BOIS

MÉTAL

CARRELAGE

BÉTON  
MAÇONNERIE

PIERRE TUILE





MULTI  
MATÉRIAUX

PLÂTRE ET  
MATÉRIAUX  
TENDRES

ASPHALTE

ACCESSOIRES



REF						EAN13
132.20246	1	20	2140	0.9	4/6 TPI	3661589114594
132.202812	1	20	2140	0.9	8/12 TPI	3661589114617
132.202610	1	20	2140	0.9	6/10 TPI	3661589114600
132.2021014	1	20	2140	0.9	10/14 TPI	3661589114587
132.203610	1	13	2240	0.65	6/10 TPI	3661589114648
132.2031014	1	13	2240	0.65	10/14 TPI	3661589114624
132.20314	1	13	2240	0.65	14 TPI	3661589114631
132.204610	1	20	2360	0.9	6/10 TPI	3661589114662
132.204812	1	20	2360	0.9	8/12 TPI	3661589114679
132.2041014	1	20	2360	0.9	10/14 TPI	3661589114655
132.20546	1	27	2450	0.9	4/6 TPI	3661589114686
LEM210	1	27	2450	0,9	2450X27X0,9 5/8TPI	3661589064530
LEM211	1	27	2450	0,9	2450X27X0,9 6/10TPI	3661589064554
LEM212	1	27	2450	0,9	2450X27X0,9 8/12TPI	3661589064561
LEM213	1	27	2450	0,9	2450X27X0,9 10/14TPI	3661589064578
132.2061014	1	27	2455	0.9	10/14 TPI	3661589114693
132.206610	1	27	2455	0.9	6/10 TPI	3661589114723
132.20658	1	27	2455	0.9	5/8 TPI	3661589114716
132.20646	1	27	2455	0.9	4/6 TPI	3661589114709
132.206812	1	27	2455	0.9	8/12 TPI	3661589114730
132.20746	1	27	2480	0.9	4/6 TPI	3661589114761
132.20758	1	27	2480	0.9	5/8 TPI	3661589114778
132.207410	1	27	2480	0.9	6/10 TPI	3661589114754
132.207812	1	27	2480	0.9	8/12 TPI	3661589114785
132.2071014	1	27	2480	0.9	10/14 TPI	3661589114747
132.20858	1	27	2565	0.9	5/8 TPI	3661589114808

BOIS MASSIF

PANNEAUX  
DÉRIVÉS BOIS

MÉTAL

CARRELAGE

BÉTON  
MAÇONNERIE

PIERRE TUILE

MULTI  
MATÉRIAUX

PLÂTRE ET  
MATÉRIAUX  
TENDRES

ASPHALTE

ACCESSOIRES

132.20846	1	27	2565	0.9	4/6 TPI	3661589114792
132.208812	1	27	2565	0.9	8/12 TPI	3661589114815
132.20958	1	27	2600	0.9	5/8 TPI	3661589114839
132.209610	1	27	2600	0.9	6/10 TPI	3661589114846
132.209812	1	27	2600	0.9	8/12 TPI	3661589114853
132.2091014	1	27	2600	0.9	10/14 TPI	3661589114822

BOIS MASSIF

PANNEAUX  
DÉRIVÉS BOIS

MÉTAL

CARRELAGE

BÉTON  
MAÇONNERIE

PIERRE TUILE





MULTI  
MATÉRIAUX

PLÂTRE ET  
MATÉRIAUX  
TENDRES

ASPHALTE

ACCESSOIRES



REF						EAN13
132.21058	1	27	2685	0.9	5/8 TPI	3661589114860
132.210610	1	27	2685	0.9	6/10 TPI	3661589114877
132.22046	1	27	2700	0.9	4/6 TPI	3661589115270
132.22058	1	27	2700	0.9	5/8 TPI	3661589115287
132.220610	1	27	2700	0.9	6/10 TPI	3661589114884
132.23058	1	27	2710	0.9	5/8 TPI	3661589114891
132.230610	1	27	2710	0.9	6/10 TPI	3661589114907
132.240610	1	27	2730	0.9	6/10 TPI	3661589114938
132.24058	1	27	2730	0.9	5/8 TPI	3661589114921
132.24046	1	27	2730	0.9	4/6 TPI	3661589114914
132.250812	1	27	2750	0.9	8/12 TPI	3661589114976
132.25046	1	27	2750	0.9	4/6 TPI	3661589114952
132.2501014	1	27	2750	0.9	10/14 TPI	3661589114945
132.250610	1	27	2750	0.9	6/10 TPI	3661589114969
132.26046	1	27	2910	0.9	4/6 TPI	3661589114983
132.27058	1	27	2925	0.9	5/8 TPI	3661589114990
132.270610	1	27	2925	0.9	6/10 TPI	3661589115003
132.28058	1	27	2950	0.9	5/8 TPI	3661589115010
132.280610	1	27	2950	0.9	6/10 TPI	3661589115027
132.30046	1	27	3010	0.9	4/6 TPI	3661589115034
132.30058	1	27	3010	0.9	5/8 TPI	3661589115041
132.300610	1	27	3010	0.9	6/10 TPI	3661589115058
132.30158	1	27	3025	0.9	5/8 TPI	3661589115065
132.301610	1	27	3025	0.9	6/10 TPI	3661589115072
132.30258	1	27	3120	0.9	5/8 TPI	3661589115089
132.302610	1	27	3120	0.9	6/10 TPI	3661589115096
132.30358	1	27	3150	0.9	5/8 TPI	3661589115102
132.303610	1	27	3150	0.9	6/10 TPI	3661589115119

BOIS MASSIF

PANNEAUX  
DÉRIVÉS BOIS

MÉTAL

CARRELAGE

BÉTON  
MAÇONNERIE

PIERRE  
TUILE

MULTI  
MATÉRIAUX

PLÂTRE ET  
MATÉRIAUX  
TENDRES

ASPHALTE

ACCESSOIRES

132.30458	1	27	3160	0.9	5/8 TPI	3661589115126
132.304610	1	27	3160	0.9	6/10 TPI	3661589115225
132.305610	1	27	3270	0.9	6/10 TPI	3661589115133
132.30646	1	27	3300	0.9	4/6 TPI	3661589115140

BOIS MASSIF

PANNEAUX  
DÉRIVÉS BOIS

MÉTAL

CARRELAGE

BÉTON  
MAÇONNERIE

PIERRE TUILE

MULTI  
MATÉRIAUX

PLÂTRE ET  
MATÉRIAUX  
TENDRES

ASPHALTE

ACCESSOIRES





REF						EAN13
132.30658	1	27	3300	0.9	5/8 TPI	3661589115157
132.30746	1	27	3350	0.9	4/6 TPI	3661589115164
132.30758	1	27	3350	0.9	5/8 TPI	3661589115171
132.308610	1	34	3660	1.1	6/10 TPI	3661589115188
132.309610	1	34	3880	1.1	6/10 TPI	3661589115195
132.400610	1	34	4570	1.1	6/10 TPI	3661589115201
132.500610	1	34	5200	1.1	6/10 TPI	3661589115218

BOIS MASSIF

PANNEAUX  
DÉRIVÉS BOIS

MÉTAL

CARRELAGE

BÉTON  
MAÇONNERIE

PIERRE TUILE

MULTI  
MATÉRIAUX

PLÂTRE ET  
MATÉRIAUX  
TENDRES

ASPHALTE

ACCESSOIRES