





BIMETAL HOLE SAW

METAL
 STEEL, ALUMINIUM, PVC,
 WOOD, PLASTER

EXPERT

- Great versatility and precision.
- Variably spaced teeth for quicker cutting.
- Reduced vibrations and better finish.
- Base made from thick steel.
- Base made from thick steel.

SPECIFICATIONS:

REF				
38.020	1	20	38	3510780 380201
38.022	1	22	38	3510780 380225
38.025	1	25	38	3510780 380256
38.029	1	29	38	3510780 380294
38.030	1	30	38	3510780 380300
38.032	1	32	38	3510780 380324



REF				
38.035	1	35	38	3510780 380355
38.040	1	40	38	3510780 380409
38.044	1	44	38	3510780 380447
38.048	1	48	38	3510780 380485
38.051	1	51	38	3510780 380515
38.054	1	54	38	3510780 380546
38.057	1	57	38	3510780 380577
38.060	1	60	38	3510780 380607
38.065	1	65	38	3510780 380652
38.067	1	67	38	3510780 380676
38.068	1	68	38	3510780 380683
38.073	1	73	38	3510780 380737
38.076	1	76	38	3510780 380768

SOLID WOOD

WOOD-DERIVED
PANELS

METAL

TILE

CONCRETE
MASONRY





STONE TILE

MULTI
MATERIALS

PLASTER &
SOFT
MATERIALS

ASPHALT

ACCESSORIES

REF				
38.080	1	80	38	3510780 380805
38.083	1	83	38	3510780 380836
38.092	1	92	38	3510780 380928
38.102	1	102	38	3510780 381024
38.108	1	108	38	3510780 381086
38.121	1	121	38	3510780 381215
38.127	1	127	38	3510780 103404
38.146	1	146	38	3661589 001467
38.152	1	152	38	3661589 067388
38.168	1	168	38	3661589 107978
38.200	1	200	38	3661589 067395
38.210	1	210	38	3661589 107985

SOLID WOOD

WOOD-DERIVED
PANELS

METAL

TILE

CONCRETE
MASONRY

STONE TILE

MULTI
MATERIALS

PLASTER &
SOFT
MATERIALS

ASPHALT

ACCESSORIES