



FOLDING STAND FOR MACHINERY

MITRE SAW - SCROLL SAW

- Professional quality, rigid and perfectly stable.
- Stand fully foldable, with a wheel for easy moving.
- Adjustable sliding rails from 1635 to 2900 mm, both equipped with a roller adjustable in height, and with a length stop for repetitive work.
- 3 integrated sockets (CE standard) for connecting various machines.
- Multi-position clamping vice with maximum capacity of 350 mm.



Sockets



Étau



Lamp

SOLID WOOD

WOOD-DERIVED
PANELS

METAL

TILE

CONCRETE
MASONRY


STONE TILE

MULTI
MATERIALS

PLASTER & AMP;
SOFT
MATERIALS

ASPHALT

ACCESSORIES

RÉF	EST290
Conditionnement	1
Colisage	1700 x 300 x 320 mm
Poids net	26,5 kg
Poids brut	28,5 kg
Encombrement machine montee	2900 x 700 x 1030 mm
Reference pour pieces detachees	230100 (+ N°/ vue éclatée)
Charge maxi	150 kg
Longueur minimale / maximale entre butées	1635 / 2900 mm
Hauteur de travail	820 mm
Longueur des supports machine	505 mm
Diamètre et longueur des rouleaux	Ø 20 x 110 mm
	3700501705028

ACCESSOIRES

230100.011



Clamping vice

230100.1



Machine support
with locking jaws

SOLID WOOD

WOOD-DERIVED
PANELS

METAL

TILE

CONCRETE
MASONRY

STONE TILE

MULTI
MATERIALS

PLASTER & AMP;
SOFT
MATERIALS

ASPHALT

ACCESSORIES