

SDS MAX CONCRETE 18 CONE CARBIDE HOLE SAW

EXPERT

- For a powerful 900 W to 1500 W drill.
- Striking power up to 20 Joules.
- Strong and high-performing.
- High wear resistance.
- Deep groove reduces friction.
- Tapered connection for optimised bearing surface and power transmission.
- Number of cuts increases with diameter, with specific shape.



MASONRY



REINFORCED COCNETE,
CONCRETE, SOLID BRICK,
CONCRETE BLOCK,
NATURAL STONE



SPECIFICATIONS:

REF					
74.040	1	40	75	6	3661589 115645
74.050	1	50	75	7	3661589 115782
74.068	1	68	75	8	3661589 083241
74.080	1	80	75	9	3661589 083258
74.090	1	90	75	10	3661589 115775
74.100	1	100	75	11	3661589 083265

SOLID WOOD

WOOD-DERIVED
PANELS

METAL

TILE

CONCRETE
MASONRY






STONE TILE

MULTI
MATERIALS

PLASTER & AMP;
SOFT
MATERIALS

ASPHALT

ACCESSORIES

REF					
74.110	1	110	75	11	3661589 115768
74.125	1	125	75	12	3661589 083272
74.150	1	150	75	14	3661589 115751

SOLID WOOD

WOOD-DERIVED
PANELS

METAL

TILE

CONCRETE
MASONRY

STONE TILE

MULTI
MATERIALS

PLASTER &
SOFT
MATERIALS

ASPHALT

ACCESSORIES