


## PUMP CLAMP

### ACCESSORIES



### EXPERT

- Ideal for powerful clamping of materials for joinery and masonry worksites.
- Pump clamp with reinforced cast iron head.
- Toothed, non-slip brake made from hardened steel.
- Calibrated and laminated steel rod.
- Single-piece steel clamping piston.
- Double metric thread screw with T-handle.



### SPECIFICATIONS:

REF					
090.288.020	4	200	28 x 8	90	3510780 900201
090.288.030	4	300	28 x 8	90	3510780 900300
090.288.040	4	400	28 x 8	90	3510780 900409
090.288.060	4	600	28 x 8	90	3510780 900607
120.358.030	4	300	35 x 8	120	3510781 200300
120.358.040	4	400	35 x 8	120	3510781 200409

SOLID WOOD

WOOD-DERIVED  
PANELS

METAL

TILE

CONCRETE  
MASONRY

STONE TILE

MULTI  
MATERIALS

PLASTER &  
SOFT  
MATERIALS

ASPHALT

ACCESSORIES

REF					
120.358.050	4	500	35 x 8	120	3510781 200508
120.358.060	4	600	35 x 8	120	3510781 200607
120.358.080	4	800	35 x 8	120	3510781 200805
120.358.100	4	1000	35 x 8	120	3510781 201000
120.358.120	4	1200	35 x 8	120	3510781 201208
120.358.150	4	1500	35 x 8	120	3510781 201505
150.410.040	4	400	40 x 10	150	3510781 500400
150.410.050	4	500	40 x 10	150	3510781 500509
150.410.060	4	600	40 x 10	150	3510781 500608
150.410.080	4	800	40 x 10	150	3510781 500806
150.410.100	4	1000	40 x 10	150	3510781 501001
150.410.120	4	1200	40 x 10	150	3510781 501209
150.410.150	4	1500	40 x 10	150	3510781 501506

SOLID WOOD

WOOD-DERIVED  
PANELS

METAL

TILE

CONCRETE  
MASONRY






STONE TILE

MULTI  
MATERIALS

PLASTER &  
SOFT  
MATERIALS

ASPHALT

ACCESSORIES

REF					
150.410.200	4	2000	40 x 10	150	3510781 502008
150.410.250	4	2500	40 x 10	150	3510781 502503
150.410.300	4	3000	40 x 10	150	3510781 503005

SOLID WOOD

WOOD-DERIVED  
PANELS

METAL

TILE

CONCRETE  
MASONRY

STONE TILE

MULTI  
MATERIALS

PLASTER & AMP;  
SOFT  
MATERIALS

ASPHALT

ACCESSORIES