

BAGUE DE RÉGLAGE ET DE REMPLISSAGE Ø 50 MM

ACCESSORIES

EXPERT

- Bagues de réglages calibrées et rectifiées d'une grande précision.



SPECIFICATIONS:

REF					
964.5.050.30.001	1	50	30	0,1	3661589 042538
964.5.050.30.003	1	50	30	0,3	3661589 042439
964.5.050.30.005	1	50	30	0,5	3661589 042446
964.5.050.30.010	1	50	30	1	3661589 042453
964.5.050.30.020	1	50	30	2	3661589 042460
964.5.050.30.030	1	50	30	3	3661589 042477
964.5.050.30.050	1	50	30	5	3661589 042484

SOLID WOOD

WOOD-DERIVED
PANELS

METAL

TILE

CONCRETE
MASONRY






STONE TILE

MULTI
MATERIALS

PLASTER &
SOFT
MATERIALS

ASPHALT

ACCESSORIES

REF					
964.5.050.30.080	1	50	30	8	3661589 042491
964.5.050.30.100	1	50	30	10	3661589 042507
964.5.050.30.150	1	50	30	15	3661589 042514
964.5.050.30.200	1	50	30	20	3661589 042521

SOLID WOOD

WOOD-DERIVED
PANELS

METAL

TILE

CONCRETE
MASONRY

STONE TILE

MULTI
MATERIALS

PLASTER &
SOFT
MATERIALS

ASPHALT

ACCESSORIES