


STEEL READY-TO-USE BANDSAW BLADE

- Toothed, planed, finished, tensioned, set and cut.
- Triangular toothing geometry lying down.
- Spacing in mm.



SOLID WOOD



WOOD



SPECIFICATIONS:

REF					
LEM1	1	6	1710	0,5	3700501 702997
LEM2	1	6	1710	0,5	3700501 703109
LEM3	1	10	1710	0,4	3700501 703208
LEM4	1	10	1710	0,4	3700501 703215
129.10008	1	15	1790	0.6	3661589 112231
129.10018	1	15	1820	0.6	3661589 112248

SOLID WOOD

WOOD-DERIVED
PANELS

METAL

TILE

CONCRETE
MASONRY





STONE TILE

MULTI
MATERIALS

PLASTER &
SOFT
MATERIALS

ASPHALT

ACCESSORIES

REF					
129.20008	1	15	2120	0.6	3661589 112262
129.20006	1	20	2120	0.6	3661589 112255
129.20016	1	10	2190	0.5	3661589 112279
129.20018	1	15	2190	0.6	3661589 112286
129.20116	1	20	2190	0.5	3661589 112408
129.20026	1	10	2200	0.5	3661589 112293
129.20028	1	15	2200	0.6	3661589 112309
129.20126	1	20	2200	0.5	3661589 112415
129.20036	1	15	2215	0.5	3661589 112316
129.20046	1	15	2225	0.5	3661589 112323
LEM6	1	6	2240	0,5	3700501 703239
LEM7	1	6	2240	0,5	3700501 703246
LEM8	1	10	2240	0,5	3700501 703253

SOLID WOOD

WOOD-DERIVED
PANELS

METAL

TILE

CONCRETE
MASONRY






STONE TILE

MULTI
MATERIALS

PLASTER &
SOFT
MATERIALS

ASPHALT

ACCESSORIES

REF					
LEM9	1	10	2240	0,5	3700501 703260
LEM10	1	15	2240	0,5	3700501 703000
LEM11	1	15	2240	0,5	3700501 703017
129.20056	1	10	2360	0,5	3661589 112330
129.20156	1	15	2360	0,5	3661589 112422
129.20256	1	20	2360	0,5	3661589 112477
129.20066	1	10	2400	0,5	3661589 112347
129.20166	1	15	2400	0,5	3661589 112439
129.20266	1	20	2400	0,5	3661589 112484
LEM14	1	6	2490	0,5	3700501 703048
LEM15	1	6	2490	0,5	3700501 703055
LEM16	1	10	2490	0,5	3700501 703062
LEM17	1	10	2490	0,5	3700501 703079

SOLID WOOD

WOOD-DERIVED
PANELS

METAL

TILE

CONCRETE
MASONRY






STONE TILE

MULTI
MATERIALS

PLASTER &
SOFT
MATERIALS

ASPHALT

ACCESSORIES

REF					
LEM18	1	15	2490	0,5	3700501 703086
LEM19	1	15	2490	0,5	3700501 703093
LEM20	1	20	2490	0,5	3700501 703116
LEM21	1	20	2490	0,5	3700501 703123
129.20076	1	10	2560	0,5	3661589 112354
129.20176	1	20	2560	0,5	3661589 112446
129.20276	1	25	2560	0,5	3661589 112491
LEM39	1	6	2630	0,5	3700501 704625
LEM40	1	6	2630	0,5	3700501 704632
LEM41	1	10	2630	0,5	3700501 704649
LEM42	1	10	2630	0,5	3700501 704656
LEM43	1	15	2630	0,5	3700501 704663
LEM44	1	15	2630	0,5	3700501 704670

SOLID WOOD

WOOD-DERIVED
PANELS

METAL

TILE

CONCRETE
MASONRY






STONE TILE

MULTI
MATERIALS

PLASTER &
SOFT
MATERIALS

ASPHALT

ACCESSORIES

REF					
LEM45	1	20	2630	0,5	3700501 704687
LEM46	1	20	2630	0,5	3700501 704694
129.20086	1	20	2750	0.6	3661589 112361
129.20088	1	25	2750	0.6	3661589 112378
129.20188	1	30	2750	0.6	3661589 112453
129.20096	1	10	2895	0.5	3661589 112385
129.20196	1	20	2895	0.5	3661589 112460
129.20098	1	25	2895	0.6	3661589 112392
129.21006	1	10	2930	0.5	3661589 112507
129.21016	1	20	2930	0.5	3661589 112521
129.21008	1	25	2930	0.6	3661589 112514
129.21106	1	15	2950	0.5	3661589 112538
129.21116	1	20	2950	0.5	3661589 112552

SOLID WOOD

WOOD-DERIVED
PANELS

METAL

TILE

CONCRETE
MASONRY






STONE TILE

MULTI
MATERIALS

PLASTER &
SOFT
MATERIALS

ASPHALT

ACCESSORIES

REF					
129.21108	1	30	2950	0.6	3661589 112545
129.30006	1	15	3125	0.5	3661589 115997
129.30106	1	20	3125	0.5	3661589 112774
129.30108	1	30	3125	0.6	3661589 112781
129.30016	1	10	3185	0.5	3661589 112576
129.30116	1	20	3185	0.5	3661589 112798
129.30018	1	25	3185	0.6	3661589 112583
129.30026	1	15	3380	0.5	3661589 112590
129.30126	1	20	3380	0.5	3661589 112804
129.30028	1	30	3380	0.6	3661589 112606
129.30036	1	10	3405	0.5	3661589 112613
129.30136	1	20	3405	0.5	3661589 112811
129.30038	1	25	3405	0.6	3661589 112620

SOLID WOOD

WOOD-DERIVED
PANELS

METAL

TILE

CONCRETE
MASONRY






STONE TILE

MULTI
MATERIALS

PLASTER & AMP;
SOFT
MATERIALS

ASPHALT

ACCESSORIES

REF					
129.30046	1	15	3430	0.5	3661589 112637
129.30146	1	20	3430	0.5	3661589 112828
129.30048	1	30	3430	0.6	3661589 112644
LEM22	1	6	3454	0,5	3700501 703130
LEM23	1	10	3454	0,6	3700501 703147
LEM24	1	15	3454	0,6	3700501 703154
LEM25	1	20	3454	0,6	3700501 703161
LEM26	1	25	3454	0,6	3700501 703178
LEM27	1	30	3454	0,6	3700501 703185
LEM28	1	40	3454	0,7	3700501 703192
129.30056	1	15	3480	0.5	3661589 112651
129.30156	1	20	3480	0.5	3661589 112835
129.30058	1	25	3480	0.6	3661589 112668

SOLID WOOD

WOOD-DERIVED
PANELS

METAL

TILE

CONCRETE
MASONRY






STONE TILE

MULTI
MATERIALS

PLASTER & AMP;
SOFT
MATERIALS

ASPHALT

ACCESSORIES

REF					
129.30066	1	15	3500	0.5	3661589 112682
129.30068	1	25	3500	0.6	3661589 112699
129.300610	1	35	3500	0.7	3661589 112675
129.30076	1	15	3556	0.5	3661589 112705
129.30176	1	20	3556	0.5	3661589 112842
129.30086	1	15	3607	0.5	3661589 112729
129.30088	1	25	3607	0.6	3661589 112736
129.300810	1	35	3607	0.7	3661589 112712
129.30096	1	15	3640	0.5	3661589 112750
129.30098	1	25	3640	0.6	3661589 112767
129.300910	1	35	3640	0.7	3661589 112743
129.31006	1	15	3810	0.5	3661589 112859
129.31106	1	20	3810	0.5	3661589 112934

SOLID WOOD

WOOD-DERIVED
PANELS

METAL

TILE

CONCRETE
MASONRY




STONE TILE

MULTI
MATERIALS

PLASTER & AMP;
SOFT
MATERIALS

ASPHALT

ACCESSORIES

REF					
129.31008	1	30	3810	0.6	3661589 112866
129.31016	1	15	3865	0.5	3661589 112873
129.31116	1	20	3865	0.5	3661589 112941
129.31018	1	25	3865	0.6	3661589 112880
129.31026	1	15	3970	0.5	3661589 112897
129.31126	1	20	3970	0.5	3661589 112958
129.31028	1	30	3970	0.6	3661589 112903
129.31036	1	15	3980	0.5	3661589 112910
129.31136	1	20	3980	0.5	3661589 112965
129.31038	1	30	3980	0.6	3661589 112927
129.40006	1	20	4013	0.5	3661589 112989
129.40008	1	30	4013	0.6	3661589 112996
129.40010	1	35	4013	0.7	3661589 112972

SOLID WOOD

WOOD-DERIVED
PANELS

METAL

TILE

CONCRETE
MASONRY






STONE TILE

MULTI
MATERIALS

PLASTER & AMP;
SOFT
MATERIALS

ASPHALT

ACCESSORIES

REF					
129.40016	1	15	4080	0.5	3661589 113009
129.40018	1	20	4080	0.5	3661589 113016
129.40118	1	30	4080	0.6	3661589 113245
129.40026	1	20	4230	0.5	3661589 113023
129.40028	1	25	4230	0.6	3661589 113030
129.40128	1	30	4230	0.7	3661589 113252
129.40036	1	20	4318	0.5	3661589 113054
129.40038	1	30	4318	0.6	3661589 113061
129.400310	1	35	4318	0.7	3661589 113047
129.40046	1	15	4425	0.5	3661589 113085
129.40048	1	25	4425	0.6	3661589 113092
129.400410	1	35	4425	0.7	3661589 113078
129.40056	1	15	4440	0.5	3661589 113115

SOLID WOOD

WOOD-DERIVED
PANELS

METAL

TILE

CONCRETE
MASONRY





STONE TILE

MULTI
MATERIALS

PLASTER &
SOFT
MATERIALS

ASPHALT

ACCESSORIES

REF					
129.40058	1	25	4440	0.6	3661589 113122
129.400510	1	35	4440	0.7	3661589 113108
129.40066	1	20	4470	0.5	3661589 113146
129.40068	1	30	4470	0.6	3661589 113153
129.400610	1	35	4470	0.7	3661589 113139
129.40076	1	20	4546	0.5	3661589 113177
129.40078	1	30	4546	0.6	3661589 113184
129.400710	1	35	4546	0.7	3661589 113160
129.40086	1	20	4600	0.5	3661589 113207
129.40088	1	30	4600	0.6	3661589 113214
129.400810	1	35	4600	0.7	3661589 113191
129.40098	1	20	4920	0.5	3661589 113238
129.40198	1	30	4920	0.6	3661589 113269

SOLID WOOD

WOOD-DERIVED
PANELS

METAL

TILE

CONCRETE
MASONRY



STONE TILE

MULTI
MATERIALS

PLASTER & AMP;
SOFT
MATERIALS

ASPHALT

ACCESSORIES

REF					
129.400910	1	35	4920	0.7	3661589 113221
129.50006	1	20	5020	0.5	3661589 113283
129.50008	1	30	5020	0.6	3661589 113290
129.500010	1	40	5020	0.7	3661589 113276
129.50016	1	20	5120	0.5	3661589 113313
129.50018	1	30	5120	0.6	3661589 113320
129.500110	1	40	5120	0.7	3661589 113306
129.50026	1	20	5150	0.5	3661589 113337
129.50028	1	30	5150	0.6	3661589 113344
129.50036	1	20	5170	0.5	3661589 113368
129.50038	1	30	5170	0.6	3661589 113375
129.500310	1	40	5170	0.7	3661589 113351
129.50046	1	20	5480	0.5	3661589 113399

SOLID WOOD

WOOD-DERIVED
PANELS

METAL

TILE

CONCRETE
MASONRY






STONE TILE

MULTI
MATERIALS

PLASTER & AMP;
SOFT
MATERIALS

ASPHALT

ACCESSORIES

REF					
129.50048	1	30	5480	0.6	3661589 113405
129.500410	1	40	5480	0.8	3661589 113382
129.50056	1	20	5611	0.5	3661589 113429
129.50058	1	30	5611	0.6	3661589 113436
129.500510	1	40	5611	0.8	3661589 113412
129.60008	1	30	6230	0.7	3661589 113450
129.600010	1	40	6230	0.8	3661589 113443
129.60018	1	30	6580	0.7	3661589 113474
129.600110	1	40	6580	0.8	3661589 113467

SOLID WOOD

WOOD-DERIVED
PANELS

METAL

TILE

CONCRETE
MASONRY

STONE TILE

MULTI
MATERIALS

PLASTER & AMP;
SOFT
MATERIALS

ASPHALT

ACCESSORIES