

STEEL BLADE FOR CUTTING FIREWOOD AND GREEN WOOD

- Steel blade for cutting sections of wood and firewood.
- Curved teeth, oblique-angled cutting.
- Lug holes up to Ø 450 2/10/60.
- Lug holes from Ø 500 2/12/72.



SOLID WOOD



WOOD, FIREWOOD







EN847-1



SPECIFICATIONS:

REF						
966.250.2048	1	250	30	3,3/2,0	48	3510789660229
966.300.2048	1	300	30	3,3/2,0	48	3510789660236
966.350.2256	1	350	30	3,6/2,2	56	3510789660250
966.400.2056	1	400	30	3,3/2,0	56	3510789660274
966.400.2548	1	400	30	4,1/2,5	48	3510789660281
966.450.2556	1	450	30	4,1/2,5	56	3510789660311
966.500.2556	1	500	30	4,1/2,5	56	3510789660816



REF						
966.500.3056	1	500	30	5,0/3,0	56	3510789660335
966.550.2556	1	550	30	4,1/2,5	56	3510789660342
966.600.2856	1	600	30	4,6/2,8	56	3510789660823
966.600.2872	1	600	30	4,6/2,8	72	3510789660359
966.650.3056	1	650	30	5,0/3,0	56	3510789660373
966.700.3256	1	700	30	5,3/3,2	56	3510789660380

SOLID WOOD

WOOD-DERIVED
PANELS

METAL

TILE

CONCRETE
MASONRY

STONE TILE

MULTI
MATERIALS

PLASTER &
SOFT
MATERIALS

ASPHALT

ACCESSORIES