

## BLADE FOR ALL SAWS FOR SOLID WOOD

- Staggered teeth for wood.
- Blades up to 235 mm with reducing bushings. 20 bore (20/16 + 20/12,7) and 30 bore (30/16 + 30/20).



### SOLID WOOD



WOOD, LATH WOOD, PLYWOOD

# EN847-1



HM

### SPECIFICATIONS:

REF							
964.160.2548	1	160	20	2,5/1,6	48	3510789 642539	
964.216.3024	1	216	30	2,8/1,8	24	3510789 641723	
964.216.3048	1	216	30	2,8/1,8	48	3510789 641730	
964.250.3024	1	250	30	3,2/2,2	24	3510789 642478	
964.250.3048	1	250	30	3,2/2,2	48	3510789 642485	
964.260.2548	1	260	30	2,5/1,8	48	3510789 642713	
964.260.2560	1	260	30	2,5/1,8	60	3510789 642720	

SOLID WOOD

WOOD-DERIVED PANELS

METAL

TILE

CONCRETE MASONRY







STONE TILE

MULTI MATERIALS

PLASTER & SOFT MATERIALS

ASPHALT

ACCESSORIES

REF						
964.305.3032	1	305	30	3,2/2,2	32	3510789 642591
964.305.3060	1	305	30	3,2/2,2	60	3510789 642607

SOLID WOOD

WOOD-DERIVED  
PANELS

METAL

TILE

CONCRETE  
MASONRY

STONE TILE

MULTI  
MATERIALS

PLASTER &  
SOFT  
MATERIALS

ASPHALT

ACCESSORIES