

BLADE FOR WOOD GROOVING AND BOARDS MADE FROM WOOD

- Mount on shaper or CNC machine.

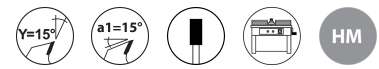


SOLID WOOD



WOOD, CHIPBOARD,
MDF/HDF







EN847-1



SPECIFICATIONS:

REF							
360.100.4012	1	100	20	4,0/2,8	12	3510783601105	
360.125.1512	1	125	30	1,5/1,0	12	3510783601167	
360.125.2012	1	125	30	2,0/1,4	12	3510783601457	
360.125.2512	1	125	30	2,5/2,0	12	3510783601198	
360.125.3012	1	125	30	3,0/2,2	12	3510783601204	
360.125.3512	1	125	30	3,5/2,5	12	3510783601211	
360.125.4012	1	125	30	4,0/2,8	12	3510783601228	



REF						
360.125.5012	1	125	30	5,0/2,8	12	3510783601242
360.150.3012	1	150	30	3,0/2,0	12	3510783601259
360.150.4012	1	150	30	4,0/2,8	12	3510783601273
360.150.5012	1	150	30	5,0/3,0	12	3510783601303
360.150.6012	1	150	30	6,0/4,0	12	3510783601327
360.180.4012	1	180	30	4,0/3,0	12	3510783601402
360.180.5012	1	180	30	5,0/3,2	12	3510783601419
360.180.6012	1	180	30	6,0/4,0	12	3510783601426
360.180.8012	1	180	30	8,0/6,0	12	3510783601433
361.125.3012	1	125	50	3,0/2,2	12	3510785402465
361.150.3012	1	150	50	3,0/2,0	12	3510785402502
361.150.4012	1	150	50	4,0/2,8	12	3510785402519

SOLID WOOD

WOOD-DERIVED
PANELS

METAL

TILE

CONCRETE
MASONRY

STONE TILE

MULTI
MATERIALS

PLASTER &
SOFT
MATERIALS

ASPHALT

ACCESSORIES