

EDGE BANDER BLADE FOR SOLID WOOD AND PANELS MADE FROM WOOD

- Universal use : cut lengthways and across for soft woods, hard woods and exotic woods, as well as for panels coated on one side or particleboards.
- Combined lug holes 2/7/42 + 2/9/46,4 + 2/10/60.



SOLID WOOD



WOOD

EN847-1



SPECIFICATIONS:

REF							
328.200.3040	1	200	30	3,2/2,2	40		3510783261170
328.250.3040	1	250	30	3,2/2,2	40		3510783261019
334.250.3048	1	250	30	3,2/2,2	48		3510783261026
328.300.3048	1	300	30	3,2/2,2	48		3510783261057
334.300.3060	1	300	30	3,2/2,2	60		3510783261064
328.315.3048	1	315	30	3,2/2,2	48		3510783261071
326.350.3042	1	350	30	3,5/2,5	42		3510783261088

SOLID WOOD

WOOD-DERIVED
PANELS

METAL

TILE

CONCRETE
MASONRY







STONE TILE

MULTI
MATERIALS

PLASTER &
SOFT
MATERIALS

ASPHALT

ACCESSORIES

REF						
328.350.3054	1	350	30	3,5/2,5	54	3510783261095
334.350.3072	1	350	30	3,5/2,5	72	3510783261101
326.400.3048	1	400	30	3,5/2,5	48	3510783261118
328.400.3060	1	400	30	3,5/2,5	60	3510783261125
334.400.3084	1	400	30	3,5/2,5	84	3510783261132
326.500.3060	1	500	30	4,0/2,8	60	3510783261156

SOLID WOOD

WOOD-DERIVED
PANELS

METAL

TILE

CONCRETE
MASONRY

STONE TILE

MULTI
MATERIALS

PLASTER &
SOFT
MATERIALS

ASPHALT

ACCESSORIES