


## DRY CUTTING BLADE FOR FERROUS METALS

- For angles, metal tubes, sheets, square tubes, flat iron, round iron, metal profiles, sandwich panels.
- On portable and stationary machines, low rotating speed dry cutter.
- Quick and dry cutting, with no sparks or heat.
- Adhere to the maximum speed indicated.

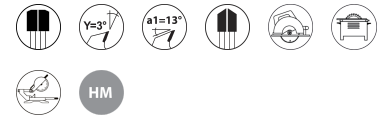


### METAL



METAL, STEEL, MULTI-LAYER OR SANDWICH MATERIALS

# EN847-1



### SPECIFICATIONS:

REF							
120.160.2030	1	160	3000	20	2,2/1,6	30	3510781 202038
120.180.2034	1	180	3000	20	2,2/1,6	36	3510781 202052
120.180.3034	1	180	3000	30	2,2/1,6	36	3510781 202069
120.190.3038	1	190	3000	30	2,4/1,8	38	3510781 202083
120.210.3040	1	210	2300	30	2,4/1,8	40	3510781 202106
120.216.3040	1	216	2300	30	2,4/1,8	40	3510781 202113
120.230.3044	1	230	2000	30	2,4/1,8	44	3510781 202120

SOLID WOOD

WOOD-DERIVED  
PANELS

METAL

TILE

CONCRETE  
MASONRY








STONE TILE

MULTI  
MATERIALS

PLASTER &  
SOFT  
MATERIALS

ASPHALT

ACCESSORIES

REF							
120.250.3048	1	250	1750	30	2,4/2,0	48	3510781 202137
120.300.3060	1	300	1500	30	2,4/2,0	60	3510781 202151
120.300.3080	1	300	1200	30	2,4/2,0	80	3510781 202168
120.300.2560	1	305	1500	25,4	2,4/2,0	60	3510781 202144
120.300.2580	1	305	1200	25,4	2,4/2,0	80	3510781 202175
120.350.3080	1	350	1200	30	2,6/2,2	80	3510781 202182
120.355.2580	1	355	1200	25,4	2,6/2,2	80	3510781 202205

SOLID WOOD

WOOD-DERIVED  
PANELS

METAL

TILE

CONCRETE  
MASONRY

STONE TILE

MULTI  
MATERIALS

PLASTER &  
SOFT  
MATERIALS

ASPHALT

ACCESSORIES