

35 REVERSIBLE CARBIDE INSERTS

EXPERT



WOOD PANELS AND BY-PRODUCTS



MDF/HDF, LAMINATE FLOORING, MELAMINE

SMG
-02

SPECIFICATIONS:

| REF | | | | | | | |
|-----------|----|----|-----|-----|---|---|-------------------|
| 02.8015.2 | 10 | 12 | 9,6 | 1,5 | 2 | - | 3510785 401697 |
| 02.8003.2 | 10 | 12 | 15 | 1,5 | 2 | - | 3510785 401703 |
| 02.8004.2 | 10 | 12 | 20 | 1,5 | 2 | - | 3510785 401710 |
| 02.8005.2 | 10 | 12 | 30 | 1,5 | 2 | - | 3510785 401727 |
| 02.8014.2 | 10 | 12 | 40 | 1,5 | 2 | - | 3510785 401734 |
| 02.8006.2 | 10 | 12 | 50 | 1,5 | 2 | - | 3510785 401741 |

SOLID WOOD

WOOD-DERIVED
PANELS

METAL

TILE

CONCRETE
MASONRY








STONE TILE

MULTI
MATERIALS

PLASTER &
SOFT
MATERIALS

ASPHALT

ACCESSORIES

| REF |  |  |  |  |  |  |  |
|-----------|---|---|---|---|---|---|---|
| 02.8002.4 | 10 | 12 | 12 | 1,5 | 4 | - | 3510785 401765 |
| 02.8099.4 | 10 | 14 | 14 | 2 | 4 | 6,8 | 3510785 401772 |

