

## 35 REVERSIBLE CARBIDE INSERTS

**EXPERT**



**WOOD PANELS AND BY-PRODUCTS**



WOOD, MELAMINE

K01

### SPECIFICATIONS:

REF							
02.4001.2	10	12	7,5	1,5	2	-	3510785 424535
02.4015.2	10	12	9,6	1,5	2	-	3510785 424610
02.4003.2	10	12	15	1,5	2	-	3510785 424559
02.4004.2	10	12	20	1,5	2	-	3510785 424566
02.4011.2	10	12	25	1,5	2	-	3510785 417872
02.4005.2	10	12	30	1,5	2	-	3510785 424573

SOLID WOOD

WOOD-DERIVED  
PANELS

METAL

TILE

CONCRETE  
MASONRY








STONE TILE

MULTI  
MATERIALS

PLASTER &  
SOFT  
MATERIALS

ASPHALT

ACCESSORIES

REF							
02.4014.2	10	12	40	1,5	2	-	3510785 424603
02.4006.2	10	12	50	1,5	2	-	3510785 424580
02.4007.2	10	12	60	1,5	2	-	3510785 424597
02.4002.4	10	12	12	1,5	4	-	3510785 424542
02.4099.4	10	14	14	2	4	6,8	3510785 417094

SOLID WOOD

WOOD-DERIVED  
PANELS

METAL

TILE

CONCRETE  
MASONRY

STONE TILE

MULTI  
MATERIALS

PLASTER & AMP;  
SOFT  
MATERIALS

ASPHALT

ACCESSORIES