

SCREW

ACCESSORIES



SPECIFICATIONS:

REF				
890.001.01	1	9	TORX M4	3510785 418749
890.001.03	1	7	M4	3510788 901033
890.001.04	1	5,5	M3	3510788 901040
890.001.00	1	5,6	TORX M4	3661589 126955
890.001.06	1	6	TORX M3,5 x 6	3510785 425976
890.001.10	1	5,5	CHC M3 x 6	3661589 126962

SOLID WOOD

WOOD-DERIVED
PANELS

METAL

TILE

CONCRETE
MASONRY




STONE TILE

MULTI
MATERIALS

PLASTER &
SOFT
MATERIALS

ASPHALT

ACCESSORIES

REF				
890.001.13	1	5,6	TORX M4 x 4	3661589 126979

