

BALL GUIDES

ACCESSORIES



SPECIFICATIONS:

REF						
970.5.055.30.00	1	55	30	13	ROULEMENT	3510789005013
970.5.080.55.00	1	80	55	15	BAGUE	3510789005037
970.5.090.55.00	1	90	55	15	BAGUE	3510789005044
970.5.100.55.00	1	100	55	15	BAGUE	3510789005020
970.5.110.55.00	1	110	55	15	BAGUE	3510789005051
970.5.120.55.00	1	120	55	15	BAGUE	3510789005068
970.5.125.55.00	1	125	55	15	BAGUE	3510789005075

SOLID WOOD

WOOD-DERIVED
PANELS

METAL

TILE

CONCRETE
MASONRY






STONE TILE

MULTI
MATERIALS

PLASTER &
SOFT
MATERIALS

ASPHALT

ACCESSORIES

REF						
970.5.140.55.00	1	140	55	15	BAGUE	3510789005082

SOLID WOOD

WOOD-DERIVED
PANELS

METAL

TILE

CONCRETE
MASONRY

STONE TILE

MULTI
MATERIALS

PLASTER &
SOFT
MATERIALS

ASPHALT

ACCESSORIES