

SET OF 2 BLADES HEIGHT 90 MM



SPECIFICATIONS:

REF					
955.090	1	5,5	PROFILE N°90	90	3510789 550902
955.134	1	5,5	PROFILE N°134	90	3510789 551343
955.302	1	5,5	PROFILE N°302	90	3510789 553026
955.304	1	5,5	PROFILE N°304	90	3510789 553040
955.305	1	5,5	PROFILE N°305	90	3510789 553057
955.322	1	5,5	PROFILE N°322	90	3510789 553224

SOLID WOOD

WOOD-DERIVED
PANELS

METAL

TILE

CONCRETE
MASONRY





STONE TILE

MULTI
MATERIALS

PLASTER &
SOFT
MATERIALS

ASPHALT

ACCESSORIES

REF					
955.325	1	5,5	PROFILE N°325	90	3510785 434565
955.351	1	5,5	PROFILE N°351	90	3510789 553514
955.352	1	5,5	PROFILE N°352	90	3510789 553521
955.353	1	5,5	PROFILE N°353	90	3510789 553538

SOLID WOOD

WOOD-DERIVED
PANELS

METAL

TILE

CONCRETE
MASONRY

STONE TILE

MULTI
MATERIALS

PLASTER & AMP;
SOFT
MATERIALS

ASPHALT

ACCESSORIES