


## WATERPROOF PAPER SHEET

- Weight B or C latex paper.
- Resin double-sided binder.



### METAL








### METAL, COACHWORK



## SPECIFICATIONS:

REF						
9723506	50	230	280	60	-	3661589021281
9723508	50	230	280	80	-	3661589021298
9723512	50	230	280	120	-	3661589021311
9723515	50	230	280	150	-	3661589021328
9723518	50	230	280	180	-	3661589021335
9723522	50	230	280	220	-	3661589021342
9723524	50	230	280	240	-	3661589021359

REF						
9723528	50	230	280	280	-	3661589021366
9723532	50	230	280	320	-	3661589021373
9723540	50	230	280	400	-	3661589021397
9723560	50	230	280	600	-	3661589021410
9723580	50	230	280	800	-	3661589021427
9723598	50	230	280	1000	-	3661589021434
9723599	50	230	280	1200	-	3661589021441
PI.081	15	230	280	180	C	3510780040815
PI.082	15	230	280	240	C	3510780040822
PI.083	15	230	280	400	C	3510780040839
PI.086	15	230	280	600	C	3661589006356
PI.01	1	230	280	180	BL	3510784230014
PI.02	1	230	280	240	BL	3510784230021
PI.03	1	230	280	400	BL	3510784230038
PI.04	1	230	280	600	BL	3510784230045

SOLID WOOD

WOOD-DERIVED  
PANELS

METAL

TILE

CONCRETE  
MASONRY

STONE TILE

MULTI  
MATERIALS

PLASTER &  
SOFT  
MATERIALS

ASPHALT

ACCESSORIES