


ANTI-FOULING VELCRO DISC

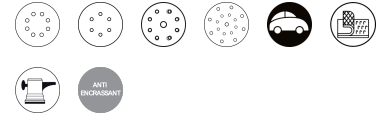
- Weight C latex paper.
- Resin double-sided binder.



ACCESSORIES







WOOD, PAINT, VARNISH,
COACHWORK



SPECIFICATIONS:

| REF | | | | | |
|------------|----|-----|-----|-----|-------------------|
| 125.08.081 | 50 | 125 | 8PC | 80 | 3661589 079213 |
| 125.08.121 | 50 | 125 | 8PC | 120 | 3661589 079220 |
| 125.08.151 | 50 | 125 | 8PC | 150 | 3661589 079237 |
| 125.08.181 | 50 | 125 | 8PC | 180 | 3510781 258189 |
| 125.08.221 | 50 | 125 | 8PC | 220 | 3510781 258226 |
| 125.08.241 | 50 | 125 | 8PC | 240 | 3510781 258240 |



| REF |  |  | |  |  |
|------------|---|---|-----|---|---|
| 125.08.321 | 50 | 125 | 8PC | 320 | 3510781 258325 |
| 125.08.401 | 50 | 125 | 8PC | 400 | 3510781 258417 |
| 150.06.081 | 50 | 150 | 6PC | 80 | 3661589 079244 |
| 150.06.121 | 50 | 150 | 6PC | 120 | 3661589 079251 |
| 150.06.151 | 50 | 150 | 6PC | 150 | 3661589 079268 |
| 150.06.181 | 50 | 150 | 6PC | 180 | 3510781 506181 |
| 150.06.221 | 50 | 150 | 6PC | 220 | 3510781 506228 |
| 150.06.241 | 50 | 150 | 6PC | 240 | 3510781 506242 |
| 150.06.321 | 50 | 150 | 6PC | 320 | 3510781 506327 |
| 150.09.081 | 50 | 150 | 8+1 | 80 | 3661589 079275 |
| 150.09.121 | 50 | 150 | 8+1 | 120 | 3510780 102568 |
| 150.09.151 | 50 | 150 | 8+1 | 150 | 3661589 079282 |
| 150.09.181 | 50 | 150 | 8+1 | 180 | 3510781 509182 |

SOLID WOOD

WOOD-DERIVED
PANELS

METAL

TILE

CONCRETE
MASONRY





STONE TILE

MULTI
MATERIALS

PLASTER &
SOFT
MATERIALS

ASPHALT

ACCESSORIES

| REF |  |  | |  |  |
|------------|---|---|------|---|---|
| 150.09.221 | 50 | 150 | 8+1 | 220 | 3510781 509229 |
| 150.09.241 | 50 | 150 | 8+1 | 240 | 3510781 509243 |
| 150.09.321 | 50 | 150 | 8+1 | 320 | 3510781 509328 |
| 150.09.401 | 50 | 150 | 8+1 | 400 | 3510781 509410 |
| 150.17.081 | 50 | 150 | 16+1 | 80 | 3661589 079350 |
| 150.17.121 | 50 | 150 | 16+1 | 120 | 3661589 079367 |
| 150.17.151 | 50 | 150 | 16+1 | 150 | 3661589 079374 |
| 150.17.181 | 50 | 150 | 16+1 | 180 | 3661589 079381 |
| 150.17.221 | 50 | 150 | 16+1 | 220 | 3661589 079398 |
| 150.17.241 | 50 | 150 | 16+1 | 240 | 3661589 079404 |
| 150.17.321 | 50 | 150 | 16+1 | 320 | 3661589 079411 |
| 150.17.401 | 50 | 150 | 16+1 | 400 | 3661589 079428 |

SOLID WOOD

WOOD-DERIVED
PANELS

METAL

TILE

CONCRETE
MASONRY

STONE TILE

MULTI
MATERIALS

PLASTER & AMP;
SOFT
MATERIALS

ASPHALT

ACCESSORIES