


PUMP CLAMP

ACCESSORIES



EXPERT

- Ideal for powerful clamping of materials for joinery and masonry worksites.
- Pump clamp with reinforced cast iron head.
- Toothed, non-slip brake made from hardened steel.
- Calibrated and laminated steel rod.
- Single-piece steel clamping piston.
- Double metric thread screw with T-handle.



SPECIFICATIONS:

| REF | | | | | |
|-------------|---|-----|--------|-----|-------------------|
| 090.288.020 | 4 | 200 | 28 x 8 | 90 | 3510780 900201 |
| 090.288.030 | 4 | 300 | 28 x 8 | 90 | 3510780 900300 |
| 090.288.040 | 4 | 400 | 28 x 8 | 90 | 3510780 900409 |
| 090.288.060 | 4 | 600 | 28 x 8 | 90 | 3510780 900607 |
| 120.358.030 | 4 | 300 | 35 x 8 | 120 | 3510781 200300 |
| 120.358.040 | 4 | 400 | 35 x 8 | 120 | 3510781 200409 |

SOLID WOOD

WOOD-DERIVED
PANELS

METAL

TILE

CONCRETE
MASONRY

STONE TILE

MULTI
MATERIALS

PLASTER &
SOFT
MATERIALS

ASPHALT

ACCESSORIES

| REF |  |  |  |  |  |
|-------------|---|---|---|---|---|
| 120.358.050 | 4 | 500 | 35 x 8 | 120 | 3510781 200508 |
| 120.358.060 | 4 | 600 | 35 x 8 | 120 | 3510781 200607 |
| 120.358.080 | 4 | 800 | 35 x 8 | 120 | 3510781 200805 |
| 120.358.100 | 4 | 1000 | 35 x 8 | 120 | 3510781 201000 |
| 120.358.120 | 4 | 1200 | 35 x 8 | 120 | 3510781 201208 |
| 120.358.150 | 4 | 1500 | 35 x 8 | 120 | 3510781 201505 |
| 150.410.040 | 4 | 400 | 40 x 10 | 150 | 3510781 500400 |
| 150.410.050 | 4 | 500 | 40 x 10 | 150 | 3510781 500509 |
| 150.410.060 | 4 | 600 | 40 x 10 | 150 | 3510781 500608 |
| 150.410.080 | 4 | 800 | 40 x 10 | 150 | 3510781 500806 |
| 150.410.100 | 4 | 1000 | 40 x 10 | 150 | 3510781 501001 |
| 150.410.120 | 4 | 1200 | 40 x 10 | 150 | 3510781 501209 |
| 150.410.150 | 4 | 1500 | 40 x 10 | 150 | 3510781 501506 |

SOLID WOOD

WOOD-DERIVED
PANELS

METAL

TILE

CONCRETE
MASONRY





STONE TILE

MULTI
MATERIALS

PLASTER &
SOFT
MATERIALS

ASPHALT

ACCESSORIES

| REF |  |  |  |  |  |
|-------------|---|---|---|---|---|
| 150.410.200 | 4 | 2000 | 40 x 10 | 150 | 3510781 502008 |
| 150.410.250 | 4 | 2500 | 40 x 10 | 150 | 3510781 502503 |
| 150.410.300 | 4 | 3000 | 40 x 10 | 150 | 3510781 503005 |

SOLID WOOD

WOOD-DERIVED
PANELS

METAL

TILE

CONCRETE
MASONRY

STONE TILE

MULTI
MATERIALS

PLASTER &
SOFT
MATERIALS

ASPHALT

ACCESSORIES