


## SPARE ENDS

**SOLID WOOD**



- Embout livré avec les vis de fixation.



### SPECIFICATIONS:

REF			
15805.6725	1	END 6-7 x 25-B-2,5	3510785 423422
15805.6730	1	END 6-7 x 30-B-2.5	3510785 422265
15805.81225	1	END 8-12 x 25-B-4	3510785 422524
15805.81230	1	END 8-12 x 30-B-4	3510785 421909
15805.81235	1	END 8-12 x 35-B-4	3510785 422296
15805.132025	1	END 13-20 x 25-B-3 x 3	3510785 422999

SOLID WOOD

WOOD-DERIVED  
PANELS

METAL

TILE

CONCRETE  
MASONRY



STONE TILE

MULTI  
MATERIALS

PLASTER & AMP;  
SOFT  
MATERIALS

ASPHALT

ACCESSORIES

REF			
15805.132030	1	END 13-20 x 30-B-3 x 3	3510785 422029
15805.132035	1	END 13-20 x 35-B-3 x 3	3510785 422531
15805.222530	1	END 22-25 x 30-B-3 x 4.5	3510785 423279
15805.3030	1	END 30 x 30-B-5 x 4.5	3510785 422258
22605.81240	1	END 8-12 x 40-A-4	3510785 422746
22605.81250	1	END 8-12 x 50-A-4	3510785 424153
22605.132040	1	END 13-20 x 40-A-3 X 3	3510785 423484
22605.132050	1	END 13-20 x 50-A-3 x 3	3510785 423408
22605.222540	1	END 22-25 x 40-A-3 x 4,5	3510785 424115
22605.222550	1	END 22-25 x 50-A-3 x 4,5	3510785 424122
22605.3040	1	END 30 x 40-A-5 x 4,5	3510785 423392
22605.3050	1	END 30 x 50-A-5 x 4,5	3510785 424139

SOLID WOOD

WOOD-DERIVED  
PANELS

METAL

TILE

CONCRETE  
MASONRY

STONE TILE

MULTI  
MATERIALS

PLASTER &  
SOFT  
MATERIALS

ASPHALT

ACCESSORIES