

CARTE 3 LAMES DE SCIE SAUTEUSE

METAL
 METAUX NON FERREUX,
 ALUMINIUM




BLUE SERIES



FINE METAL CUTTING

- Parallel cutting.

SPECIFICATIONS:

REF				
7101.03	1	50	Lot de 3	3510787 101038

SOLID WOOD

WOOD-DERIVED
PANELS

METAL

TILE

CONCRETE
MASONRY

STONE TILE

MULTI
MATERIALS

PLASTER &
SOFT
MATERIALS

ASPHALT

ACCESSORIES