

## BLADE FOR ALL SAWS FOR SOLID WOOD

- Staggered teeth for wood.
- Blades up to 235 mm with reducing bushings. 20 bore (20/16 + 20/12,7) and 30 bore (30/16 + 30/20).



### SOLID WOOD



WOOD, LATH WOOD, PLYWOOD

# EN847-1



HM

### SPECIFICATIONS:

REF						
964.120.2024	1	120	20	1,8/1,2	24	3510785 435067
964.125.2024	1	125	20	2,6/1,6	24	3510789 641020
964.130.1624	1	130	16	2,6/1,6	24	3510789 641044
964.140.2024	1	140	20	2,6/1,6	24	3510789 641082
964.140.2042	1	140	20	2,6/1,6	42	3510789 641099
964.150.2024	1	150	20	2,6/1,6	24	3510789 641136

SOLID WOOD

WOOD-DERIVED  
PANELS

METAL

TILE

CONCRETE  
MASONRY







STONE TILE

MULTI  
MATERIALS

PLASTER &  
SOFT  
MATERIALS

ASPHALT

ACCESSORIES

REF						
964.150.2048	1	150	20	2,6/1,6	48	3510789 641150
964.150.3024	1	150	30	2,6/1,6	24	3510789 641167
964.150.3048	1	150	30	2,6/1,6	48	3510789 641181
964.160.1624	1	160	16	2,6/1,6	24	3510789 641204
964.160.1648	1	160	16	2,6/1,6	48	3510789 641228
964.160.1824	1	160	20	1,8/1,2	24	3510789 641297
964.160.1848	1	160	20	1,8/1,2	48	3510789 641396
964.160.2224	1	160	20	2,2/1,6	24	3661589 043146
964.160.2248	1	160	20	2,2/1,6	48	3510789 641990
964.160.2260	1	160	20	2,2/1,6	60	3661589 086747
964.160.2024	1	160	20	2,5/1,6	24	3510789 641235
964.160.2048	1	160	20	2,5/1,6	48	3510789 641259
964.160.3024	1	160	30	2,6/1,6	24	3510789 641273

SOLID WOOD

WOOD-DERIVED  
PANELS

METAL

TILE

CONCRETE  
MASONRY







STONE TILE

MULTI  
MATERIALS

PLASTER &  
SOFT  
MATERIALS

ASPHALT

ACCESSORIES

REF						
964.160.3048	1	160	30	2,6/1,6	48	3510789 641280
964.165.2024	1	165	20	2,6/1,6	24	3510785 413768
964.165.2048	1	165	20	2,6/1,6	48	3510785 413775
964.168.1824	1	168	20	1,8/1,2	24	3661589 099778
964.168.1848	1	168	20	1,8/1,2	48	3661589 099785
964.170.3024	1	170	30	2,6/1,6	24	3510789 641365
964.170.3048	1	170	30	2,6/1,6	48	3510789 641389
964.180.1624	1	180	16	2,8/1,8	24	3510789 641402
964.180.1648	1	180	16	2,8/1,8	48	3510789 641426
964.180.2024	1	180	20	2,8/1,8	24	3510789 641433
964.180.2048	1	180	20	2,8/1,8	48	3510789 641457
964.180.3024	1	180	30	2,8/1,8	24	3510789 641471
964.180.3048	1	180	30	2,8/1,8	48	3510789 641495

SOLID WOOD

WOOD-DERIVED  
PANELS

METAL

TILE

CONCRETE  
MASONRY







STONE TILE

MULTI  
MATERIALS

PLASTER &  
SOFT  
MATERIALS

ASPHALT

ACCESSORIES

REF						
964.185.2424	1	185	20	2,4/1,4	24	3661589 099792
964.185.2448	1	185	20	2,4/1,4	48	3661589 099808
964.190.1624	1	190	16	2,8/1,8	24	3510789 641501
964.190.1648	1	190	16	2,8/1,8	48	3510789 641518
964.190.2024	1	190	20	2,8/1,8	24	3510789 641532
964.190.2048	1	190	20	2,8/1,8	48	3510789 641549
964.190.3024	1	190	30	2,8/1,8	24	3510789 641570
964.190.3048	1	190	30	2,8/1,8	48	3510789 641587
964.200.1524	1	200	15	2,8/1,8	24	3510789 642362
964.200.1548	1	200	15	2,8/1,8	48	3510789 642379
964.200.3024	1	200	30	2,8/1,8	24	3510789 641600
964.200.3048	1	200	30	2,8/1,8	48	3510789 641617
964.210.3024	1	210	30	2,8/1,8	24	3510789 641679

SOLID WOOD

WOOD-DERIVED  
PANELS

METAL

TILE

CONCRETE  
MASONRY







STONE TILE

MULTI  
MATERIALS

PLASTER &  
SOFT  
MATERIALS

ASPHALT

ACCESSORIES

REF						
964.210.3048	1	210	30	2,8/1,8	48	3510789 641686
964.210.3064	1	210	30	2,8/1,8	64	3510789 641709
964.220.3024	1	220	30	2,8/1,8	24	3510789 641754
964.220.3048	1	220	30	2,8/1,8	48	3510789 641761
964.220.3064	1	220	30	2,8/1,8	64	3510789 641778
964.230.3024	1	230	30	2,8/1,8	24	3510789 641808
964.230.3048	1	230	30	2,8/1,8	48	3510789 641815
964.230.3064	1	230	30	2,8/1,8	64	3510789 641822
964.235.3024	1	235	30	2,8/1,8	24	3510789 642157
964.235.3048	1	235	30	2,8/1,8	48	3510789 642164
964.235.3064	1	235	30	2,8/1,8	64	3510789 642454
964.240.3024	1	240	30	3,0/2,0	24	3510789 641907
964.240.3048	1	240	30	3,0/2,0	48	3510789 641914

SOLID WOOD

WOOD-DERIVED  
PANELS

METAL

TILE

CONCRETE  
MASONRY







STONE TILE

MULTI  
MATERIALS

PLASTER &  
SOFT  
MATERIALS

ASPHALT

ACCESSORIES

REF						
964.255.3024	1	255	30	3,2/2,2	24	3510789 642638
964.255.3040	1	255	30	3,2/2,2	40	3510789 642645
964.255.3060	1	255	30	3,2/2,2	60	3510789 642652
964.260.3060	1	260	30	3,2/2,2	60	3510789 641969
964.270.3024	1	270	30	3,2/2,2	24	3510789 642249
964.270.3040	1	270	30	3,2/2,2	40	3510789 642232
964.280.3028	1	280	30	3,2/2,2	28	3510789 642010
964.280.3068	1	280	30	3,2/2,2	68	3510789 642034
964.315.3028	1	315	30	3,2/2,3	28	3510789 641891
964.330.3040	1	330	30	3,2/2,2	40	3661589 079206
964.335.3036	1	335	30	3,2/2,3	36	3510789 642065
964.355.3024	1	355	30	3,2/2,3	24	3510789 642089
964.355.3040	1	355	30	3,2/2,3	40	3510789 642096

SOLID WOOD

WOOD-DERIVED  
PANELS

METAL

TILE

CONCRETE  
MASONRY







STONE TILE

MULTI  
MATERIALS

PLASTER &  
SOFT  
MATERIALS

ASPHALT

ACCESSORIES

REF						
964.415.3036	1	415	30	3,6/2,6	36	3510789 642119
964.165.3024	1	-	-	-	-	3661589 131775
964.165.3048	1	-	-	-	-	3661589 131782

SOLID WOOD

WOOD-DERIVED  
PANELS

METAL

TILE

CONCRETE  
MASONRY

STONE TILE

MULTI  
MATERIALS

PLASTER & AMP;  
SOFT  
MATERIALS

ASPHALT

ACCESSORIES