

## BLADE FOR WOOD GROOVING AND BOARDS MADE FROM WOOD

- Mount on shaper or CNC machine.

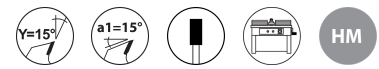


### SOLID WOOD



WOOD, CHIPBOARD,  
MDF/HDF

# EN847-1



### SPECIFICATIONS:

REF							
360.100.4012	1	100	20	4,0/2,8	12		3510783 601105
360.125.1512	1	125	30	1,5/1,0	12		3510783 601167
360.125.2012	1	125	30	2,0/1,4	12		3510783 601457
360.125.2512	1	125	30	2,5/2,0	12		3510783 601198
360.125.3012	1	125	30	3,0/2,2	12		3510783 601204
360.125.3512	1	125	30	3,5/2,5	12		3510783 601211

SOLID WOOD

WOOD-DERIVED  
PANELS

METAL

TILE

CONCRETE  
MASONRY







STONE TILE

MULTI  
MATERIALS

PLASTER &  
SOFT  
MATERIALS

ASPHALT

ACCESSORIES

REF						
360.125.4012	1	125	30	4,0/2,8	12	3510783 601228
360.125.5012	1	125	30	5,0/2,8	12	3510783 601242
360.150.3012	1	150	30	3,0/2,0	12	3510783 601259
360.150.4012	1	150	30	4,0/2,8	12	3510783 601273
360.150.5012	1	150	30	5,0/3,0	12	3510783 601303
360.150.6012	1	150	30	6,0/4,0	12	3510783 601327
360.180.4012	1	180	30	4,0/3,0	12	3510783 601402
360.180.5012	1	180	30	5,0/3,2	12	3510783 601419
360.180.6012	1	180	30	6,0/4,0	12	3510783 601426
360.180.8012	1	180	30	8,0/6,0	12	3510783 601433
361.125.3012	1	125	50	3,0/2,2	12	3510785 402465
361.150.3012	1	150	50	3,0/2,0	12	3510785 402502
361.150.4012	1	150	50	4,0/2,8	12	3510785 402519

SOLID WOOD

WOOD-DERIVED  
PANELS

METAL

TILE

CONCRETE  
MASONRY

STONE TILE

MULTI  
MATERIALS

PLASTER & AMP;  
SOFT  
MATERIALS

ASPHALT

ACCESSORIES