

EDGE BANDER BLADE FOR PANELS MADE FROM WOOD

- Universal use : cut lengthways and across for soft woods, hard woods and exotic woods, as well as for panels coated on one side or particleboards.
- Combined lug holes 2/7/42 + 2/9/46,4 + 2/10/60.

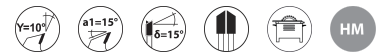


WOOD PANELS AND BY-PRODUCTS



WOOD, LATH WOOD, PLYWOOD, CHIPBOARD







EN847-1



SPECIFICATIONS:

REF							
336.250.3060	1	250	30	3,2/2,2	60	3510783 361009	
338.250.3080	1	250	30	3,2/2,2	80	3510783 381007	
336.300.3072	1	300	30	3,2/2,2	72	3510783 361016	
338.300.3096	1	300	30	3,2/2,2	96	3510783 381021	
336.315.3072	1	315	30	3,2/2,2	72	3510783 361054	
338.315.3096	1	315	30	3,2/2,2	96	3510783 381113	



REF						
336.350.3084	1	350	30	3,5/2,5	84	3510783 361023
338.350.3010	1	350	30	3,5/2,5	108	3510783 381038
336.400.3096	1	400	30	3,5/2,5	96	3510783 361030
338.400.3012	1	400	30	3,5/2,5	120	3510783 381052
336.450.3010	1	450	30	4,0/2,8	108	3510783 361047
338.500.3014	1	500	30	4,0/2,8	144	3510783 381069

SOLID WOOD

WOOD-DERIVED
PANELS

METAL

TILE

CONCRETE
MASONRY

STONE TILE

MULTI
MATERIALS

PLASTER &
SOFT
MATERIALS

ASPHALT

ACCESSORIES