

## METAL SLITTING SAW FOR CUTTING STEEL

- Hardness 63/64 HRC.
- Steam tempered.
- Saws delivered with standard pinholes.
- Adhere to the maximum speed of 600 rpm.
- Alésage 40 (code RG) : trous d'ergots 2/8/55 + 4/12/64
- Respecter la vitesse maximale de 600 tr/min.



### METAL



METAL, STEEL, FERROUS METALS



HSS  
DM05

### SPECIFICATIONS:

REF						
122.204.2032	1	200	32	2,0	160	3510781 221008
122.224.2032	1	225	32	2,0	180	3510781 221022
122.226.2032	1	225	32	2,0	120	3510781 221039
122.254.2032	1	250	32	2,0	200	3510781 221060
122.255.2032	1	250	32	2,0	160	3510781 221077
122.256.2032	1	250	32	2,0	128	3510781 221084

SOLID WOOD

WOOD-DERIVED  
PANELS

METAL

TILE

CONCRETE  
MASONRY







STONE TILE

MULTI  
MATERIALS

PLASTER &  
SOFT  
MATERIALS

ASPHALT

ACCESSORIES

REF						
122.253.2532	1	250	32	2,5	250	3510781 221183
122.254.2532	1	250	32	2,5	200	3510781 221190
122.255.2532	1	250	32	2,5	160	3510781 221206
122.256.2532	1	250	32	2,5	128	3510781 221213
122.254.2540	1	250	40	2,5	200	3510781 221237
122.255.2540	1	250	40	2,5	160	3510781 221244
122.256.2540	1	250	40	2,5	128	3510781 221251
122.274.2532	1	275	32	2,5	220	3510781 221282
122.275.2532	1	275	32	2,5	180	3510781 221299
122.276.2532	1	275	32	2,5	140	3510781 221305
122.273.2540	1	275	40	2,5	280	3510781 221329
122.274.2540	1	275	40	2,5	220	3510781 221336
122.275.2540	1	275	40	2,5	180	3510781 221343

SOLID WOOD

WOOD-DERIVED  
PANELS

METAL

TILE

CONCRETE  
MASONRY







STONE TILE

MULTI  
MATERIALS

PLASTER &  
SOFT  
MATERIALS

ASPHALT

ACCESSORIES

REF						
122.276.2540	1	275	40	2,5	140	3510781 221350
122.278.2540	1	275	40	2,5	110	3510781 221367
122.271.2540	1	275	40	2,5	90	3510781 221374
122.303.2532	1	300	32	2,5	300	3510781 221381
122.304.2532	1	300	32	2,5	220	3510781 221398
122.305.2532	1	300	32	2,5	180	3510781 221404
122.306.2532	1	300	32	2,5	160	3510781 221411
122.308.2532	1	300	32	2,5	120	3510781 221428
122.304.2540	1	300	40	2,5	220	3510781 221442
122.305.2540	1	300	40	2,5	180	3510781 221459
122.306.2540	1	300	40	2,5	160	3510781 221466
122.308.2540	1	300	40	2,5	120	3510781 221473
122.314.2532	1	315	32	2,5	240	3510781 221497

SOLID WOOD

WOOD-DERIVED  
PANELS

METAL

TILE

CONCRETE  
MASONRY







STONE TILE

MULTI  
MATERIALS

PLASTER &  
SOFT  
MATERIALS

ASPHALT

ACCESSORIES

REF						
122.315.2532	1	315	32	2,5	200	3510781 221503
122.316.2532	1	315	32	2,5	160	3510781 221510
122.318.2532	1	315	32	2,5	120	3510781 221527
122.314.2540	1	315	40	2,5	240	3510781 221534
122.315.2540	1	315	40	2,5	200	3510781 221541
122.316.2540	1	315	40	2,5	160	3510785 416998
122.314.3032	1	315	32	3,0	240	3510781 221572
122.315.3032	1	315	32	3,0	200	3510781 221589
122.316.3032	1	315	32	3,0	160	3510781 221596
122.315.3040	1	315	40	3,0	200	3510781 221626
122.316.3040	1	315	40	3,0	160	3510781 221633
122.318.3040	1	315	40	3,0	120	3510781 221640
122.355.3032	1	350	32	3,0	220	3510781 221657

SOLID WOOD

WOOD-DERIVED  
PANELS

METAL

TILE

CONCRETE  
MASONRY







STONE TILE

MULTI  
MATERIALS

PLASTER & AMP;  
SOFT  
MATERIALS

ASPHALT

ACCESSORIES

REF						
122.356.3032	1	350	32	3,0	180	3510781 221664
122.358.3032	1	350	32	3,0	140	3510781 221671
122.356.3040	1	350	40	3,0	180	3510781 221688
122.376.3040	1	370	40	3,0	190	3510781 221701
122.378.3040	1	370	40	3,0	140	3510781 221718

SOLID WOOD

WOOD-DERIVED  
PANELS

METAL

TILE

CONCRETE  
MASONRY

STONE TILE

MULTI  
MATERIALS

PLASTER & SOFT  
MATERIALS

ASPHALT

ACCESSORIES