

## 35 REVERSIBLE CARBIDE INSERTS

**EXPERT**



### WOOD PANELS AND BY-PRODUCTS



MDF/HDF, LAMINATE FLOORING, MELAMINE

SMG  
-02

### SPECIFICATIONS:

REF							
02.8015.2	10	12	9,6	1,5	2	-	3510785 401697
02.8003.2	10	12	15	1,5	2	-	3510785 401703
02.8004.2	10	12	20	1,5	2	-	3510785 401710
02.8005.2	10	12	30	1,5	2	-	3510785 401727
02.8014.2	10	12	40	1,5	2	-	3510785 401734
02.8006.2	10	12	50	1,5	2	-	3510785 401741

SOLID WOOD

WOOD-DERIVED  
PANELS

METAL

TILE

CONCRETE  
MASONRY








STONE TILE

MULTI  
MATERIALS

PLASTER & AMP;  
SOFT  
MATERIALS

ASPHALT

ACCESSORIES

REF							
02.8002.4	10	12	12	1,5	4	-	3510785 401765
02.8099.4	10	14	14	2	4	6,8	3510785 401772

