

## 35 REVERSIBLE CARBIDE INSERTS



**SOLID WOOD**



WOOD

K05

### SPECIFICATIONS:

REF							
0445.1515.00	10	15	44,5	1,5	2	OPPOLD	3510785 418251
0080.1322.00	10	13	80	2,2	2	-	3510785 417162
0050.1217.00	10	12	50	1,7	4	-	3510785 417704
02.2016.2	10	12	10	1,5	2	-	3510785 417933
02.2526.4	10	12	19,5	1,5	4	-	3510785 417438
02.2534.4	10	10	29,5	1,5	4	-	3510785 417674

SOLID WOOD

WOOD-DERIVED  
PANELS

METAL

TILE

CONCRETE  
MASONRY






STONE TILE

MULTI  
MATERIALS

PLASTER & AMP;  
SOFT  
MATERIALS

ASPHALT

ACCESSORIES

REF							
02.2536.4	10	12	29,5	1,5	4	-	3510785 417155
02.2546.4	10	12	39,5	1,5	4	-	3510785 418121
02.2553.4	10	9	49,5	1,5	4	-	3510785 418411
02.2556.4	10	12	49,5	1,5	4	-	3510785 417230

SOLID WOOD

WOOD-DERIVED  
PANELS

METAL

TILE

CONCRETE  
MASONRY

STONE TILE

MULTI  
MATERIALS

PLASTER & AMP;  
SOFT  
MATERIALS

ASPHALT

ACCESSORIES