

CARBIDE PLANING BLADE

EXPERT

- 6,5 mm insert on a 20 mm width and 10,5 mm on larger widths.
- Resharpenable.
- Comes in plastic casing.
- Can be cut for intermediate dimensions.



SOLID WOOD



WOOD



SPECIFICATIONS:

REF							
013.30.307	1	130	30	3	1	3510785 417551	
015.20.257	1	150	20	2,5	1	3510785 418237	
020.20.257	1	200	20	2,5	1	3510785 417599	
021.20.257	1	210	20	2,5	1	3510785 417766	
023.30.307	1	230	30	3	1	3510785 417360	
026.20.257	1	260	20	2,5	1	3510785 417254	

SOLID WOOD

WOOD-DERIVED
PANELS

METAL

TILE

CONCRETE
MASONRY







STONE TILE

MULTI
MATERIALS

PLASTER &
SOFT
MATERIALS

ASPHALT

ACCESSORIES

REF						
026.20.307	1	260	20	3	1	3510785 417452
026.25.307	1	260	25	3	1	3510785 417803
031.20.257	1	310	20	2,5	1	3510785 417247
031.25.307	1	310	25	3	1	3510785 417421
031.30.307	1	310	30	3	1	3510785 417926
035.30.307	1	350	30	3	1	3510785 418565
036.25.257	1	360	25	2,5	1	3510785 418435
040.30.307	1	400	30	3	1	3510785 417568
041.25.257	1	410	25	2,5	1	3510785 418176
041.25.307	1	410	25	3	1	3510785 417650
041.30.307	1	410	30	3	1	3510785 417124
042.30.307	1	420	30	3	1	3510785 418268
050.30.307	1	500	30	3	1	3510785 417506

SOLID WOOD

WOOD-DERIVED
PANELS

METAL

TILE

CONCRETE
MASONRY







STONE TILE

MULTI
MATERIALS

PLASTER &
SOFT
MATERIALS

ASPHALT

ACCESSORIES

REF						
051.25.257	1	510	25	2,5	1	3510785 418077
051.25.307	1	510	25	3	1	3510785 417827
051.30.307	1	510	30	3	1	3510785 417131
052.30.307	1	520	30	3	1	3510785 417476
061.30.307	1	610	30	3	1	3510785 417407
063.30.307	1	630	30	3	1	3510785 417346
064.30.307	1	640	30	3	1	3510785 417667
30.COUBE	1	COUBE	-	-	-	3510785 436200

SOLID WOOD

WOOD-DERIVED
PANELS

METAL

TILE

CONCRETE
MASONRY

STONE TILE

MULTI
MATERIALS

PLASTER &
SOFT
MATERIALS

ASPHALT

ACCESSORIES