

MÈCHE HÉLICOÏDALE À RAINER MONOBLOC



SOLID WOOD



WOOD

EN847-1







EXPERT

- Mèche hélicoïdale en carbure monobloc.
- Hélice positive remontant le copeau, parement inférieur propre.

SPECIFICATIONS:

REF							
408.723.01	1	50	3	8	12	2	3661589 126115
408.724.01	1	50	4	8	17	2	3661589 126139
408.725.11	1	50	5	8	17	2	3661589 126153
408.726.01	1	60	6	8	22	2	3661589 126177
408.723.00	1	50	3	8	12	2	3661589 126054
408.724.00	1	50	4	8	15	2	3661589 126078

SOLID WOOD | WOOD-DERIVED PANELS | METAL | TILE | CONCRETE MASONRY | STONE TILE | MULTI MATERIALS | PLASTER & SOFT MATERIALS | ASPHALT | ACCESSORIES

REF							
408.725.10	1	50	5	8	17	2	3661589 126238
408.726.00	1	60	6	8	22	2	3661589 126092

