

MULTI-PROFILE BORDER TOOL HOLDER

- Can be adapted to 7 different profiles.
- Work from above.
- Automatic positioning of inserts.
- 4° slope.
- Comes with profile n.101.



SOLID WOOD



WOOD

EN847-1



SPECIFICATIONS:

REF										
948.180.3 0.101	1	FROM ABOVE	2	-	-	-	180	30	23	3510789 481800
101	1	PROFILE N°101 FROM ABOVE	1	25	50	2	-	-	-	3510785 420643
102	1	PROFILE N°102 FROM ABOVE	1	25	50	2	-	-	-	3510785 419289
103	1	PROFILE N°103 FROM ABOVE	1	25	50	2	-	-	-	3510785 419333
104	1	PROFILE N°104 FROM ABOVE	1	25	50	2	-	-	-	3510785 419593
105	1	PROFILE N°105 FROM ABOVE	1	25	50	2	-	-	-	3510785 419722

SOLID WOOD

WOOD-DERIVED PANELS

METAL

TILE

CONCRETE MASONRY










STONE TILE

MULTI MATERIALS

PLASTER & SOFT MATERIALS

ASPHALT

ACCESSORIES

REF										
106	1	PROFILE N°106 FROM ABOVE	1	25	50	2	-	-	-	3510785 419678
107	1	PROFILE N°107 FROM ABOVE	1	25	50	2	-	-	-	3510785 419098
VIS948.1 80	1	SCREW	-	-	-	-	-	-	-	3510785 430642

SOLID WOOD

WOOD-DERIVED
PANELS

METAL

TILE

CONCRETE
MASONRY

STONE TILE

MULTI
MATERIALS

PLASTER &
SOFT
MATERIALS

ASPHALT

ACCESSORIES